


105th Thomas P. Hinman Dental Meeting | March 23-25, 2017
Georgia World Congress Center & Omni Hotel at CNN Center | Atlanta, Georgia
Dr. Jane C. Puskas, General Chairman | Dr. Robert J. O'Donnell, President



*Thank You for Supporting a Dental Meeting
that Supports the Dental Community!*

A non-profit organization, the Hinman Dental Meeting provides scholarships to dental, hygiene, assisting and laboratory technician students and gifts to institutions that foster dental education. The focus has always been about providing the very best education possible for the entire dental team. Support a meeting that supports the future of the dental profession and its changing face of dentistry. Come to Hinman this March to see for yourself and discover the Hinman experience.



Hinman *The Changing Face of Dentistry*

Welcome to Hinman

“The Changing Face of Dentistry” theme was chosen for 2017 because we want to celebrate the ever-changing practice of dentistry. We continue to find NEW ways to make learning innovative and fun with our 26 NEW speakers and many NEW courses offered by our old favorites. With more than 80 of the best speakers in the dental profession, providing more than 250 courses, there truly is something NEW for everyone this March.

The Hinman Dental Meeting is the total dental education experience. Indeed, we are known for our world-class continuing education and this year we will offer 70 hands-on courses, interactive panels and tracks for recent graduates, women dentists, hygienists, assistants, lab techs and front office staff. But did you know that we have the best social events and networking opportunities, too?

You work hard, so make your continuing education fun! Bring your staff and family so they can enjoy our courses and special events, the Keynote Session featuring Dr. Sanjay Gupta, and Hinman’s Night Out - Party Under the Sea, at the Georgia Aquarium. Come see for yourself and be part of “The Changing Face of Dentistry.”

Jane
Jane C. Puskas, D.M.D.
General Chairman



2017

TABLE OF CONTENTS

- Cancellation Information 83, 87
- Career Connections 77
- Concurrent Meetings 86
- Continuing Education Credit 83
- Course Recordings 3
- CPR Re-Certification 13, 33
- CRDTS 60, 63
- DANB Forum 24
- Dental Assistant Product Showcases 33
- Exhibits Information 78-81
- Frequently Asked Questions 87
- Friday Courses 28-51
- G.O.L.D. 4, 30
- Guest Policy 83
- Hinman’s Big Raffle 6
- Hinman’s Night Out: Party Under the Sea 69
- Hotel Information 83-85
- Keynote Session 67
- Lab Tech Day 59
- Map of Downtown Atlanta 85
- MARTA 84
- Parking 84
- Registration 82
- Saturday Courses 52-64
- Shuttle Buses 84
- S.I.L.V.E.R. 60
- Speaker Bios 71-75
- Special Events 66-70
- Table Clinics 78
- Thursday Courses 8-27
- Travel Information 84

©2017 The Thomas P. Hinman Dental Meeting
Cover painting by Steve Penley

#MYHINMAN



@hinmandentalmeeting



@HinmanDental



LinkedIn



@HinmanDental



Hinman Dental Meeting



WELCOME TO HINMAN

OPENING SESSION

Dr. Scott Parazyński

9 – 10 a.m.

Risk is an Essential Part of Success

See page 22 for additional information.

MEET THE EXPERTS

Plan to join us for these roundtable discussions where you will hear from leading experts. Space is limited, so register early!

Dr. Jim Janakievski

1:30 – 2:30 p.m.

Mr. John McGill

1:30 – 2:30 p.m.

See page 20 for additional information.

FRIDAY COURSES FOR THE DENTAL TEAM

BUSINESS OFFICE BONANZA

Ms. Lois Banta

9 – 10 a.m.

Playing the Insurance and Accounts Receivables Game...
Your Way

Mr. Robert F. Spiel

10 – 11 a.m.

Igniting the Leader in You

Ms. Katherine M. Eitel Belt

11 a.m. – 12 p.m.

Have Them at Hello™: Four Steps to Exceptional New
Patient Phone Calls

Lunch is on your own from 12 – 1:30 p.m.

Ms. Janice Hurley

1:30 – 2:30 p.m.

Optimal Image Impact

Ms. Laci L. Phillips

2:30 – 3:30 p.m.

The Art of Building a Great Team

Ms. Judy Kay Mausolf

3:30 – 4:30 p.m.

R.I.S.E. to Success – Systems and Strategies That Build
High Performing Teams

See page 38 for additional information.

PREVENTION CONVENTION

Ms. Karen Davis

9 – 10 a.m.

Creating the Ultimate Doctor-Patient Hygiene Exam

Dr. Tim Pendergrass

10 – 11 a.m.

Dental Dynamics: An Ergonomic Approach

Ms. Rachel Wall

11 a.m. – 12 p.m.

Understanding the Business of Hygiene – Uncovering
Opportunity For Growth

Lunch is on your own from 12 – 1:30 p.m.

Ms. Judy Bendit

1:30 – 2:30 p.m.

The Myths, Legends and Realities of OTCs

Ms. Nancy Dewhirst

2:30 – 3:30 p.m.

Hot Topics in Infection Control

Dr. John Svirsky

3:30 – 4:30 p.m.

Great Cases with New Faces

See page 39 for additional information.

DENTAL ASSISTING EXTRAVAGANZA

Dr. Mark Hyman

8 – 9 a.m.

A Day in the Life of A Top Gun Dental Team

Ms. Katherine M. Eitel Belt

9 – 10 a.m.

Between a Roar and a Purr: Communicating with Clarity and Inspiration

Ms. Jessica Wilson

10 – 11 a.m.

The Standard of Care for Infection Control

Lunch is on your own from 11 a.m. – 12:30 p.m.

Ms. Judy Kay Mausolf

12:30 – 1:30 p.m.

W.O.W. Service for the Dental Assistant

Ms. Lori Trost

1:30 – 2:30 p.m.


Become the “Awesome” Dental Assistant

Mr. Gary Zelesky

2:30 – 3:30 p.m.

The Passion-Centered Practice

See page 37 for additional information.




105th Thomas P. Hinman Dental Meeting
March 23-25, 2017
Atlanta, Georgia

Hinman
The Changing Face of Dentistry

RECORDINGS


NEW!



2017 THOMAS P. HINMAN DENTAL MEETING


Pre-Order Hinman Recordings with Registration and Save \$200

BONUS! RECEIVE FREE ONLINE ACCESS TO THE 2016 HINMAN RECORDINGS




Register today to qualify for free access to the 2016 Playback Hinman Season Pass:

- 1 Register for the 2017 Hinman Dental Meeting at hinman.org
- 2 Pre-Order the 2017 Playback Hinman Recordings
- 3 Bonus Offer expires on February 23—Register Today!



Every Recorded Session on Any Mobile Device

Every Recorded Session on USB





G.O.L.D. PROGRAM – Graduates of the Last Decade


Course Fr500 | Fee: Dentists \$75, Dental Students and Residents No Fee

Friday, March 24

Course: 8 a.m. – 5 p.m. | Networking Reception: 5 – 5:45 p.m.

If you've been in dentistry for ten years or less, or if you are currently in dental school, this program is a must. Our renowned speakers provide clarity on the state of dentistry as a profession and as a business, give concrete advice on how to define your objectives and establish the right path for a deeply rewarding career.

Welcome & Keynote Address 8 – 9:15 a.m.



Risk is an Essential Part of Success

Dr. Scott Parazynski

Dr. Parazynski is an astronaut and physician who was recently inducted into the Astronaut Hall of Fame. He has taken seven space walks, summited Mount Everest, completed deep-sea dives around the world and even descended into the world's newest lava lake

(in Nicaragua). Accepting a degree of risk is an absolutely essential part of success. Dr. Parazynski will share the keys to assessing and managing those inevitable risks. Find out from this incredibly inspiring speaker the real secrets of planning to succeed, but also being prepared for setbacks along the way.



Your Hopes and Your Fears

Imtiaz Manji 9:15 – 10:15 a.m.

The first years in practice are filled with many choices and new doctors just want to focus on delivering patient care. It's important to be in the right place both clinically and business-wise to achieve

what you want. Learn how to put yourself on a guided path for today's successes and future opportunities.




Why You Must Own in Dentistry!

Charles Loretto 10:30 – 11:30 a.m.

This is a must hear lecture on the benefits of ownership. You will see and hear the critical steps that you need to get right as a new dentist. You will see the math of owning versus working as an employee and learn

when and how to deal with dental school debt. There are more career considerations than ever before in dentistry. Compare and contrast the options every new dentist needs to know.



If You Don't See It, You Can't Treat It

Dr. Ricardo Mitrani 11:30 a.m. – 12:30 p.m.

A skill that all the best dentists cultivate is the ability to see comprehensively when the patient opens wide. This is your chance to hear some real-world advice from an accomplished prosthodontist and clinical educator about what

to look for, how to treatment plan and how to get patients to see it too.

Lunch is on your own from 12:30 – 1:30 p.m.



Formulas for Success

John McGill 1:30 – 2:30 p.m.

How can you achieve financial success with all that student loan debt? Learn how to avoid costly financial mistakes and achieve financial success by using optimum strategies for paying off student loans and other debt. Determine whether to use funds to accelerate

debt repayment, retirement saving strategies, obtaining necessary insurance coverages and winning investment strategies.



Better Together: The Power of Interdisciplinary Cooperation

Dr. Mollie Winston 2:30 – 3:30 p.m.

In a profession where it is easy to become isolated within your own practice, it is the clinicians who break out and team up with their colleagues who ultimately provide the best patient experience. Hear about great

cases, the power of clinical partnerships and the special value every dentist can realize by building strong relationships with their professional colleagues.



Igniting the Leader Within You

Robert Spiel 3:45 – 4:45 p.m.

Being a successful dentist is about more than providing great dental care. It's also about thinking entrepreneurially and being an effective and inspiring team leader who can communicate a practice vision. Join Mr. Spiel to learn how to

develop these crucial leadership skills.

Closing Remarks by Emcee, Imtiaz Manji,

"So What Do I Do on Monday?" 4:45 – 5 p.m.

Join us for a networking reception after the course from 5 - 5:45 p.m. to mingle with other dentists and continue the conversation.



WOMEN IN DENTISTRY

Dr. Tieraona Low Dog

8 – 9 a.m.

Estrogen and Progesterone: Facts and Fallacies

Dr. Linda Niessen

9 – 10 a.m.

Women’s Oral Health

Dr. Barbara Steinberg

10 – 11 a.m.

The Four Ss of Optimal Aging: Sex, Sleep, Stress and Social Networks

Dr. Mollie Winston

11 a.m. – 12 p.m.

Oral Surgery for the General Dental Practice

See page 56 for additional information.

Panel discussion and lunch 12 – 1 p.m.

S.I.L.V.E.R. PROGRAM

Mr. Imtiaz Manji

8 – 11 a.m.

The Business of Ownership and Transitions

Mr. Charles Loretto

2 – 4 p.m.

Successful Dental Partnerships: From Associate to Equity Partner

Mr. John McGill

12 – 2 p.m.

Doctors Approaching Retirement

See page 60 for additional information. These courses are offered separately.

LAB TECH DAY: DELIVER THE WORLD’S MOST BEAUTIFUL DENTISTRY

Mr. Joshua Polansky

8:30 – 10 a.m.

Wisdom is Not Measured in Teeth

Mr. Skip Carpenter

1 – 2:30 p.m.

The Esthetic Handshake

Mr. Brian Carson

10 – 11:30 a.m.

Re-Create Nature in Your Removable Prosthetics

Mr. Al Hodges

2:30 – 4 p.m.

Delivering Excellence to Our Patients

Lunch is on your own from 11:30 a.m. – 1 p.m.

See page 59 for additional information.

MEET THE EXPERT

Plan to join us for a roundtable discussion where you will hear from a leading expert. Space is limited, so register early!

Dr. Mark Hyman

1:30 – 2:30 p.m.

See page 58 for additional information.

PEDIATRIC DENTISTRY PROGRAM with CHILDREN’S HEALTHCARE of ATLANTA

Dr. David Rothman

8 – 9 a.m.

Secrets of Pediatric Dentistry: What You Weren’t Taught



Dr. Jane Soxman

11 – 12 p.m.

Know When to Hold ‘Em and When to Fold ‘Em

Dr. Jane Soxman

9 – 10 a.m.

Becoming the Pediatric Alpha Pup in Dental School!

12 – 1 p.m. **Panel discussion with lunch** provided by Children’s Healthcare of Atlanta

Dr. David Rothman

10 – 11 a.m.

Ouch, that Hurts! Assessing and Treating Dental Emergencies in Children

See page 57 for additional information.

HINMAN'S BIG RAFFLE

RAISING MONEY FOR SCHOLARSHIPS
& GIVING AWAY GREAT PRIZES



Hinman

Hinman's Big Raffle gives you opportunity to give back to your profession... and you could win big! Hinman is sponsoring a raffle, and all proceeds will be used by the Hinman Trustees to fund dental scholarships. Tickets can be purchased onsite and during the March meeting registration process (for Georgia residents). The drawing will be held Saturday, March 25, 2017 at 11:30 a.m. in front of registration. Ticket holders need not be present to win. Please review all terms and conditions on the Hinman website.

Tickets are \$20 for 1 ticket, \$50 for 3 tickets or \$80 for 5 tickets

GREAT PRIZES

Grand Prize Cash prize of 50% of the net proceeds earned from ticket sales
2nd Prize \$2,000 Delta Gift Card
3rd Prize \$1,000 Target Gift Card

2016
raffle grand prize
winnings were
\$4,630!

ABBREVIATED TERMS & CONDITIONS: Participants must be age eighteen (18) or older. Tickets are non-refundable. No portion of the ticket is tax deductible for federal or state income tax purposes. Full terms and conditions can be found at hinman.org/raffle.

#MYHINMAN

What's Your Hinman story?

Post a short video or a photo on social media letting us know:

- Why you return to Hinman year after year
- How many years you have been coming to Hinman
- A favorite memory from a past event
- What makes Hinman different from other dental meetings
- Why you are looking forward to attending Hinman 2017

Hinman will make a donation to a scholarship bank each time a video or photo is shared with the hashtag #MyHinman.



Post your #MyHinman story as a short video and be entered to win one of five \$500 CASH prizes at Hinman this March! Share the video with your followers on one (or more!) of the below outlets to be eligible for the prize and be sure to tag us!

Visit hinman.org/myhinman, to vote on which school will receive the scholarship(s) to disperse to a deserving student.



@HinmanDental



@hinmandentalmeeting



@HinmanDental



Hinman Dental Meeting



1970s
 Hinman published a daily newsletter to keep attendees informed.

THURSDAY HIGHLIGHTS



Kick Off Hinman with Dr. Scott Parazynski 9 – 10 a.m.

Disturbing Trends in Restorative Dentistry Panel 12 – 3 p.m.



Keynote Session with Dr. Sanjay Gupta 5:30 – 7:30 p.m.

Technical Exhibits 9:30 a.m. – 5 p.m.

[Exclusive Hall Hours . . . 3 – 5 p.m.]

THURSDAY COURSES AND SPEAKER BY SUBJECT

SUBJECT	SPEAKER	PAGE	SUBJECT	SPEAKER	PAGE
Adhesion/Materials	Christensen, R.	25	Legal/Malpractice	Oberman	24
Anesthesia/Sedation	Malamed	19		Daugherty	27
	Falkel	26	Motivation	Parazynski	22
Bleaching/Esthetics	Haywood	14, 22	Occlusion	Brady, L.	13, 21
	Chiche	16	Oral Surgery	Edwab	14
Botox	Malcmacher	10, 11		Winston	17
CPR		13	Oral Pathology	Svirksy	17, 20
Dental Assisting	Conroy	11	Orthodontics	Boyd/Invisalign	12, 15
	Trost	14, 23	OSHA	Dewhirst	19
	Blake	27	Pain Management	Lovell	24
	DANB	24	Pediatric Dentistry	Rothman	17, 20
Digital Dentistry	Shah	14, 17	Periodontics	Silverstein	12, 14
Emergencies	Edwab	12		Janakievski	16, 20
Equipment Maintenance		13	Pharmacology	Crossley	19, 21
Ergonomics	Pendergrass	23	Photography	Olitsky	13
Finance	McGill	18, 20	Practice Management	Griggs	15, 23
Forensics	Riley	22		Mausolf	16, 26
Health and Wellness/Nutrition	Davis	16		Manji	18
	Steinberg	18, 24		Hurley	19, 24
	Niessen	22		Hyman	19, 22
	Meinz	25		Banta	20
Hygiene	Bendit	13, 16		Eitel Belt	21, 26
	Miller	13, 15		Phillips	22
	Davis	16, 25		Spiel	23, 26
	Wall	27	Practice Transitions	Manji	27
Implant Dentistry	Pruett	12	Prosthodontics	Sharifi	17, 20
	Christensen, G.	16	Radiology	Buchanan	11
	Mitrani	17, 19	Restorative Dentistry	McDonald	12
	Winston	17		Christensen, G.	18
Infection Control	Wilson	15	Disturbing Trends Panel: Brucia, Chiche, Gremillion, McDonald, Winston		18
	Christensen, R.	21	Social Media	Phillips	18
Insurance	Banta	25		Cooper	25
Laser Dentistry	Braswell/Wyatt	15	TMJ/TMD	Pendergrass	14
				Gremillion	21

Participation course attendance is limited and is based upon instructor guidelines. Supporting professionals are provided to ensure adequate interchange between instructors and participants.

16 HOURS

Botox and Dermal Filler Training Level I Course

TWO-DAY COURSE

Dr. Louis Malcmacher

Course Th100 8 a.m – 5 p.m (one hour lunch break)

Continues on Friday from 8 a.m. – 5 p.m.

D H A

Fees:

Dentists: \$2,997 (Any Dentist who registers for this course must pay Dentist fee)

Staff/Team: \$790

Additional Charges: Paid during the course

Botox 100 unit vial: \$595 each (price subject to change)

Xeomin 100 unit vial: \$480 each (price subject to change)

Xeomin 50 unit vial: \$250 each (price subject to change)

Juvederm Ultra: \$310 each syringe (price subject to change)

Juvederm Ultra Plus: \$340 each syringe (price subject to change)

Belotero: \$262 each syringe (price subject to change)

The American Academy of Facial Esthetics (www.facialesthetics.org) will contact attendees prior to the course with pre-course information on choosing a model patient and other pertinent items.

The American Academy of Facial Esthetics is proud to be the only anatomically-based training of non-surgical, minimally invasive, facial injectable program of its kind so that clinicians will feel confident in immediately integrating these services into their practice. This course is recognized as a board-approved post-doctoral course by the Georgia Board of Dentistry.

BOTOX AND DERMAL FILLER TRAINING LEVEL I COURSE

- Patient assessment and consultation for botulinum toxin (botox/ dysport) and dermal fillers
- Indications and contraindications for these techniques
- Anatomy of the head, neck and in-depth instruction in the oral and maxillofacial structures including the neurophysiology, musculature and circulatory system



- Physiology and pharmacology of oral and maxillofacial injectable treatment
- Review of sterile technique as it relates to the use of injectable pharmacologic agents
- Safety and risk issues for botulinum toxin and dermal fillers injectable therapy
- Integrating botulinum neurotoxin and dermal filler therapy into therapeutic and esthetic treatment plans
- Botulinum toxin therapeutic treatment of migraines, TMJ syndrome, facial pain and bruxism cases
- Beautiful lip enhancement
- Volumizing the nasolabial folds, marionette lines, mentalis region and lifting up the corners of the mouth using anatomical landmarks
- Smoothing lip lines and eliminating vertical “smoker’s” lines
- Best treatment techniques including anatomical muscle sites, muscle depths, proper preparation and dilution for the best oral and maxillofacial esthetic outcomes
- Knowledge of possible adverse reactions, how to avoid adverse reactions and management and treatment of possible complications
- Patient evaluation for best dentofacial esthetic and therapeutic outcomes
- Live patient hands-on training including diagnosis, treatment planning and proper dosing and delivery of botulinum neurotoxin (Botox, Dysport and Xeomin) and dermal fillers
- Proper fee structures for oral and maxillofacial injectable treatment
- Customizable office forms and informed consent needed to begin treating patients immediately

SUGGESTED AUDIENCE			
KEY	D	DENTISTS	ST STUDENTS
	H	HYGIENISTS	SP SPOUSES
	A	ASSISTANTS	All Attendees
	OS	OFFICE STAFF	
	LT	LAB TECHNICIANS	New Speaker at Hinman

Participation course attendance is limited and is based upon instructor guidelines. Supporting professionals are provided to ensure adequate interchange between instructors and participants.

Botulinum Toxin Training for Best Therapeutic and Esthetic Outcomes



8
HOURS

Dr. Louis Malcmacher

Course Th101 8 a.m. – 5 p.m. (one hour lunch break)

D H A

Fees:

Dentists: \$1,797 (Any Dentist who registers for this course must pay Dentist fee)

Staff/Team: \$390

Additional Charges Paid during the course

Botox 100 unit vial: \$595 each (price subject to change)

Xeomin 50 unit vial: \$250 each (price subject to change)

Xeomin 100 unit vial: \$480 each (price subject to change)

The American Academy of Facial Esthetics (www.facialesthetics.org) will contact attendees prior to the course with pre-course information on choosing a model patient and other pertinent items.

BOTULINUM TOXIN TRAINING FOR BEST THERAPEUTIC AND ESTHETIC OUTCOMES

- Patient assessment and consultation for botulinum toxin
- Indications and contraindications for these techniques
- Anatomy of the head, neck, and in depth instruction in the oral and maxillofacial structures including the neurophysiology, musculature and circulatory system
- Learn the physiology and pharmacology of oral and maxillo-facial injectable treatment

- Review of sterile technique as it relates to the use of injectable pharmacologic agents
- Safety and risk issues for botulinum toxin therapy
- Integrating botulinum neurotoxin into therapeutic and esthetic treatment plans
- Botulinum toxin therapeutic treatment of migraines, TMJ syndrome, facial pain and bruxism cases
- Learn the best treatment techniques including anatomical muscle sites, muscle depths, proper preparation and dilution for the best oral and maxillo-facial esthetic outcomes
- Knowledge of possible adverse reactions, how to avoid adverse reactions, and management and treatment of possible complications
- Patient evaluation for best dento-facial esthetic and therapeutic outcomes
- Live patient hands-on training including diagnosis, treatment planning, and proper dosing and delivery of botulinum neurotoxin (Xeomin, Dysport, Botox)
- Proper fee structures for oral and maxillo-facial injectable treatment
- All the customizable office forms and informed consent needed to begin treating patients immediately
- This course will help in securing malpractice liability insurance
- Observe many model patients during the day
- One on one comprehensive mentored instruction as you work hands-on your model patient

Dr. Allison Buchanan

Course Th102 8 – 11 a.m.

Course Th103 12 – 3 p.m. (Repeat)

Repeated on Friday (Fr146)

All Audiences

Fee: \$180

Hands-On Radiology

The focus of this radiology course will be hands-on experience. The participants will have the opportunity to receive instruction and hands-on practice with digital panoramic radiography, intraoral imaging with direct digital sensors and phosphor plates and hand-held radiographic units (NOMAD™). Instruction will also be provided for digital imaging (including advanced 3-dimensional cone beam computed tomography), radiographic technique with quality assurance and error troubleshooting, and radiation safety.

Dr. Sarah Conroy

Course Th104 8 – 11 a.m.

Course Th105 12 – 3 p.m. (Repeat)

D H A

Fee: \$185

Obtaining Accurate Alginate Impressions

This hands-on workshop teaches current techniques for taking excellent alginate impressions and for model pouring. Learn how to properly prepare the patient as well as the criteria for alginate tray selection and preparation. Proper mixing techniques, when/how to use adhesives and the loading, seating, removal and inspection of impressions will be presented.



Participation course attendance is limited and is based upon instructor guidelines. Supporting professionals are provided to ensure adequate interchange between instructors and participants.



Dr. Lee H. Silverstein
Course Th108 8 – 11 a.m.
 Repeated on Friday (Fr147)
D ST
Fee: \$310

Atraumatic Extraction and Socket Grafting for the General Practitioner

This hands-on course will make it easy to remove teeth while saving the bony socket. Learn how to use regenerative barriers in a cost-effective and user-friendly way. This course will show you the how, when and why of socket grafting in a trademarked, easy-to-understand fashion.

Dr. Richard W. Boyd 
Course Th109 8 a.m. – 12 p.m.

4 HOURS

D H A OS
Dentist: \$1,695 (each dentist can bring up to 4 staff members)
Staff/Team: \$49 (fee after complimentary allotment of 4) **use Th109AA**

Invisalign Fundamentals

Doctor Session: Designed for dentists, this exciting half-day course provides doctors with the clinical and operational trainings necessary to treat a broad range of patients with Invisalign. This live course is divided into two separate sessions: one for doctors only and one for team members only. It is highly recommended that all key team members attend the Team Session program, especially, hygienists, assistants and treatment coordinators.

Team Session: Designed specifically for team members, this half-day course will be covering relevant case submission topics and practice hands-on experience. It is highly recommended that all key team members attend this program, especially, hygienists, assistants and treatment coordinators. This course features active and engaging instruction to foster efficient work flow and synergy for integrating Invisalign into the practice. All attendees will receive 4 CE hours.

Dr. Michael E. Pruett
Course Th110 8 a.m. – 4 p.m. (one hour lunch break)
D H A ST
Fee: \$815

7 HOURS

Introduction to Implant Dentistry: Hands-On Placement with Models

Update your knowledge of the current and historical aspects of implant dentistry, including a review of related anatomy. You will review the use of traditional radiology and CBCT for predictable implant dentistry. A review of clinical pharmacology will give you insight into the effective management of the peri-operative and post-operative implant patient. Also gain valuable experience in a hands-on suturing lab and hands-on implant placement with models.

Dr. Robert R. Edwab
Course Th106 8 – 11 a.m.
All Attendees
Fee: \$275

Treating Medical Emergencies in the Dental Office: Hands-On Workshop for the Entire Team

Life threatening medical emergencies in the dental office can occur anytime. This course will cover common office emergencies seen in the dental office, how to evaluate a patient, and determine who to treat and who to refer for a medical evaluation. You will be able to recognize patients who have a tendency to cause medical emergencies and how to modify their treatment plan. Learn how to make your own emergency kit, identify an emergency and perform the appropriate treatment. Discover the most appropriate drugs for a dentist to have, determine proper dosages and see how to administer them.

Dr. Thomas R. McDonald
Course Th107 8 – 11 a.m.
D LT ST
Fee: \$330

Diagnostic Waxing for Complex Cases

Diagnosis, treatment planning and staging of complex cases can be the most challenging aspect of restorative practice. Spending time with diagnostic patient information, photographs and mounted diagnostic casts is the best way to develop a treatment plan and establish a proposed final result. This preoperative time spent translates to extreme confidence during the consultation and helps facilitate clinical treatment. In this course, participants will be guided through an actual treatment planning exercise by manipulating instruments and materials for diagnostic waxing.

Participation course attendance is limited and is based upon instructor guidelines. Supporting professionals are provided to ensure adequate interchange between instructors and participants.

Ms. Kim Miller

Course Th111 9 – 11 a.m.

Repeated on Friday (Fr145)

D H

Fee: \$160



Unleash the Power of Piezo

Do your patients object to power scaling? Do you struggle to lay down your hand instruments and use ultrasonic technology at least 80 percent of the time? Using power scaling will not only help your patients achieve optimal health but reduce operator fatigue. Come experience the power of piezo technology and learn how you can provide care with a higher level of comfort and effectiveness. Attendees will learn the science behind piezo ultrasonic technology and instrumentation modality, increasing patient comfort level, time management, tip selection and replacement.

Dr. Jason Olitsky



Course Th112 9 a.m. – 12 p.m.

D H A LT OS ST

Fee: \$265

Clinical Photography for Everyday Practice

Digital photography in dentistry provides practitioners with enormous possibilities to support everything from documentation and lab communication to case presentation and marketing. This is a hot topic in dentistry examining current trends to produce superior images.

Note: Cameras will be provided for you to use. However, it is recommended you bring your own camera along with retractors, mirrors and black contraster.

Cardiopulmonary Resuscitation Re-Certification

Course Th113 9 a.m. – 12 p.m.

Course Th114 1:30 – 4:30 p.m. (Repeat)

Repeated on Friday (Course Fr141 and Fr142)

All Attendees

Fee: \$85

The American Heart Association (AHA) has issued revisions concerning the standards and techniques for CPR re-certification. Everyone previously trained in CPR now needs to know the new methods. **This course is designed for those needing CPR re-certification; it is not for someone learning CPR for the first time. It will include a written exam and hands on practice.** You must have had CPR training within the last three years. Successful completion of each testing station and the written exam is necessary to satisfy license requirements. An online study guide is made available to those attendees who pre-register. Participants should review this material prior to arrival.

Note: Certification is valid for two years.

Preventive Equipment Maintenance

Course Th115 9:30 a.m. – 12:30 p.m.

Course Th116 1:30 – 4:30 p.m. (Repeat)

Repeated on Friday (Fr143 and Fr144)

All Attendees

Fee: \$95

Service technicians from local dental supply companies will cover basic preventive maintenance and safety requirements for dental office equipment. Participants will learn how to properly maintain air compressors, vacuum systems, autoclaves, cavitrons, prophylaxis jets, handpieces, X-ray processors and digital sensors. The presentation will also address how to change o-rings in a leaking air/water syringe and solve many other maintenance issues that crop up in every dental office.

Ms. Judy Bendit

Course Th117 12 – 3 p.m.

H

Fee: \$140

Sharpen Up, It's the Right Thing to Do

This relaxed, informal and interactive three-hour workshop highlights some of the latest and greatest guides, aids and automated sharpeners that can help you achieve sharp cutting edges on scalers and curettes. You will walk out of this workshop with a new perspective and confident attitude toward sharpening as well as the skills to accomplish the task quickly and easily!

Dr. Lee Ann Brady

Course Th118 12 – 3 p.m.

D A LT ST

Fee: \$325

Creating an Organized Occlusion

Understand and implement the concepts of organizing an occlusion. A case will be utilized to allow an optimal occlusion to be designed based on the signs and symptoms present during the examination, and the assessment of what role the occlusion plays as a risk to a successful long-term outcome. Occlusal design components will be presented and the rationale for reducing muscle engagement and force application by controlling tooth contact will be presented.

SUGGESTED AUDIENCE		
KEY	D DENTISTS	ST STUDENTS
	H HYGIENISTS	SP SPOUSES
	A ASSISTANTS	All Attendees
	OS OFFICE STAFF	
	LT LAB TECHNICIANS	New Speaker at Hinman

Participation course attendance is limited and is based upon instructor guidelines.
Supporting professionals are provided to ensure adequate interchange between instructors and participants.

Dr. Robert R. Edwab

Course Th119 12 – 3 p.m.

Repeated on Friday (Fr130 & Fr131)

D

Fee: \$350

Hands-On Oral Surgery Workshop for the General Practitioner

This hands-on course will give participants the chance to broaden their scope of practice by making oral surgery enjoyable and predictable. Fresh pig mandibles will be used for soft tissue surgery and suturing. Training will include the proper use of cowhorn and ash forceps and rongeurs for extractions, in addition to alveoplasty and root-removal techniques.

Dr. Van B. Haywood

Course Th120 12 – 3 p.m.

D H A LT ST

Fee: \$185

Seven Tray Options for Bleaching, Sensitivity and Caries Control

Use this hands-on experience to understand the options for trays for various functions. You will construct and adjust a custom-bleaching tray on a properly trimmed cast. Casts will be provided for all course participants to use and take with them for patient demonstration purposes of the tray. Other tray options such as boil and form and disposable trays will be presented, as well as their use in sensitivity treatment and caries control.

Dr. Lee H. Silverstein

Course Th121 12 – 3 p.m.

Repeated on Friday (Fr137)

D H A ST

Fee: \$345

GUMS R US Crown Lengthening: a User-Friendly Hands-On Course

Diagnosing the need for a crown-lengthening procedure is of paramount importance, as is understanding the differences between esthetic crown lengthening and functional crown lengthening on a posterior tooth. This hands-on experience using pig jaws will show you a step-by-step procedure to crown-lengthen teeth in both the anterior and the posterior regions of the mouth. Surgical, bone recontouring and suturing techniques will be demonstrated for and performed by each participant.

Dr. Lori Trost

Course Th122 12 – 3 p.m.

Repeated on Friday (Fr138)

D H A ST

Fee: \$225

Reduce Your “Temporary” Making Anxiety

If fabricating temporaries frustrate you, this is your course! Use this hands-on program to learn step-by-step techniques for creating single and multi-unit temporaries. You will understand proper material selection, how to restore broken cusps and avoid undercut pitfalls, as well as methods to crafting a high-end, well-polished and durable temporary restoration. You will also become familiar with temporary cements and their benefits. You will leave with restored confidence.

Dr. Tim Pendergrass



Course Th123 12:30 – 3 p.m.

Repeated on Friday (Fr148)

D H ST

Fee: \$165

Temporomandibular Disorder: A Conservative yet Collaborative Approach

Temporomandibular disorder (TMD) is one of the most common sources of craniomandibular pain, not of a dental nature. This course will explore the temporomandibular joint from the physical to the biopsychosocial domain with emphasis on a conservative multi-modal interventional paradigm. This course will highlight some of the unique skills a physical therapist brings to the interventional table. The attendee will learn hands-on soft-tissue mobilization of specific muscles of mastication as well as joint mobilization techniques specific for TMD.

Dr. Paresh Shah



Course Th124 12:30 – 3 p.m.

D H A LT ST

Fee: \$245

The Digital Technology Revolution – It’s Here to Stay so Let’s Take Advantage of It! Hands-On Course

Use this hands-on participation course to allow you the opportunity to try using digital scanners to see how they perform and how best to implement them in your practice. Learn how to implement a basic Digital Smile Design (DSD) protocol to enhance patient communication and adapt the newest technologies into your daily practice.

Note: Course Th210 is recommended prior to attending this course.

**2.5
HOURS**

**2.5
HOURS**

PARTICIPATION COURSES

Participation course attendance is limited and is based upon instructor guidelines. Supporting professionals are provided to ensure adequate interchange between instructors and participants.

Ms. Kim Miller

Course Th125 1 – 3 p.m.

Repeated on Friday (Fr153)

D H

Fee: \$160

**2
HOURS**

Dr. Laura D. Braswell & Dr. Alfred D. Wyatt Jr.

Course Th127 1:30 – 4:30 p.m.

Repeated on Friday (Fr132)

D H ST

Fee: \$300

Blowin' Up Biofilm – The Power of Subgingival Air Polishing

Biofilm destruction is one of the most important steps in achieving periodontal disease control. Recent advances in technology have made subgingival air polishing possible, making it a powerful tool for efficient and thorough biofilm removal. This course will give you the chance to experience the power of this new technology. Attendees will learn the science behind air polishing and biofilm removal, technique, tip selection, time saving and how-to techniques and concepts for treating implantitis.

Dr. Richard W. Boyd 

Course Th126 1 – 5 p.m.

D

Fee: \$199

**4
HOURS**

Try Before You Buy! How to Choose the Right Laser for Your Dental Practice

You know you need a laser but there are so many choices on the Hinman exhibit floor! This hands-on course will help determine what type of laser best suits your needs, and provide the opportunity to try different makes and models in a controlled environment. After a brief lecture on laser basics and safety guidelines, several laser users will provide individual instruction as you move through 10 different stations. After procedures are shown from clinical cases, you can try the same procedures on a pig jaw. A must for dentists who want an overall introduction to what lasers can do.

Invisalign Intermediate

Designed for general practitioners interested in treating more difficult Invisalign® cases, the Invisalign Intermediate course builds on the skills learned in the introductory program and introduces advanced Invisalign principles, tips, and techniques. This four-hour course delivers insights from your colleagues to assist you in gaining clinical confidence with Invisalign, help you achieve great clinical results and enhance your overall knowledge of the Invisalign System. During this course you will review the most common cases that move through a typical GP practice each day and focus on how to take advantage of Invisalign's full capabilities to achieve excellent clinical outcomes.



The nylon toothbrush, the first made with synthetic bristles, appears on the market.

INTERACTIVE COURSES

Ms. Jessica Wilson

Course Th200 12 – 2 p.m.

D H A ST

Fee: \$85

**2
HOURS**

Mr. Rick Griggs 

Course Th201 1 – 3 p.m.

All Attendees

Fee: \$80

**2
HOURS**

Infection Control in Practice: Instrument Reprocessing Workshop

This interactive course will review infection-control principles pertaining to the sterilization and disinfection of patient-care items in accordance with the CDC guidelines for optimal infection control and patient safety. Learn how to manage dental instruments to continually withstand the rigors of instrument processing and sterilization, and to identify best practices and strategies to maximize safety and efficiency in instrument processing.

Balance and Confidence in Public Speaking

Public speaking is tough! Even in a web-based and virtual world, we still need face time for persuading, calming and motivating others as we sell our ideas, products and services. This program is light on lecture and heavy on repeated practice. Most people need 'mileage' to perfect their speaking skills under physiological stress. Results emerge through self-critique, group feedback and instructor coaching.

Ms. Judy Bendit

Course Th202 8 – 11 a.m.

D H A OS ST

Fee: Dentists \$80, All others \$50

The Myths, Legends and Realities of OTCs

Join us for this fun and interactive program where we explore all the myths, legends and realities of toothbrushes, toothpastes and mouth rinses. Look at vintage commercials and evaluate how they have shaped our current philosophies, and why we are so challenged with getting the right products into the hands of our patients. This course will leave you questioning many advertisements and making wiser decisions for yourself and for your patients.

Dr. Gerard J. Chiche

Course Th203 8 – 11 a.m.

D LT ST

Fee: Dentists \$80, All others \$50

Esthetics and Function: Practical Keys to Success

Discover a systematic and practical approach for the treatment of esthetic problems ranging from minor cases to extensive treatment. There will be a strong focus on step-by-step esthetic design, systematic occlusal management and ceramics management and selection, in order to achieve the best and most realistic protection for our esthetically-driven patients.

Dr. Gordon J. Christensen

Course Th204 8 – 11 a.m.

All Attendees

Fee: Dentists \$80, All others \$50

You Can Place Implants in Healthy Patients With Good Bone!

Over 90 percent of the adult patients you have in your practice have lost at least one tooth, and you have 100-300 edentulous patients you are serving. Are you educating them about the availability of implants? Would you like to place implants in some of them while referring others to your colleagues? The specific techniques, materials and devices necessary to place free hand or guided implants in the following clinical situations: single missing tooth, multiple missing teeth requiring implants for fixed restorations, or for removable partial dentures and edentulism requiring implant supported complete or fixed dentures, will be discussed.

Ms. Karen Davis

Course Th205 8 – 11 a.m.

All Attendees

Fee: Dentists \$80, All others \$50

America’s Sweet Tooth and Its Impact on Oral and Systemic Health

Overconsumption of sugar is linked to elevated triglyceride levels, liver disease, cardiovascular disease, Type II diabetes and even dementia. Sugary drinks, which are the greatest culprit in the growing “sugar obsession,” are implicated in increased risk for dental caries and tooth erosion. Learn how to identify hidden sugars on labels, which sugar alternatives to recommend and which should be avoided. Discover the good news for today’s clinician seeking methods to help reduce decay, remineralize teeth and motivate patients to reclaim health.

Dr. Jim Janakievski



Course Th206 8 – 11 a.m.

D H ST

Fee: Dentists \$80, All others \$50

The Interdisciplinary Team: A Collaborative Approach to Optimize Anterior Tooth Restoration and Replacement

Planning treatment for patients with missing or compromised anterior teeth can often be complex. The resulting anatomy of the alveolar ridge after periodontal attachment loss or extraction of a tooth can be a challenge to re-develop during the restorative process. Numerous techniques have been developed to counteract this issue. These include hard and soft tissue augmentation protocols for ridge enhancement, immediate prosthetic replacement and orthodontic space/site management. This presentation will discuss protocols used with the interdisciplinary team to optimize anterior aesthetics for patients.

Ms. Judy Kay Mausolf

Course Th207 8 – 11 a.m.

All Attendees

Fee: Dentists \$80, All others \$50

Delivering W.O.W. Service! People Will Forget Everything Except How You Made Them Feel

Practices that build their office environment around serving the patient own and dominate the market. Customer service is often confusing, complex and vague! Set yourself apart from your colleagues: differentiate why it should be you and your office, and not the office down the street! Learn principles for strengthening communication skills, practice brand and service standards. Illuminate the patient decision making processes to create lasting impressions and exceptional experiences. Inspire the entire team to deliver W.O.W. service with focus and passion!

SUGGESTED AUDIENCE			
KEY	D	DENTISTS	ST STUDENTS
	H	HYGIENISTS	SP SPOUSES
	A	ASSISTANTS	All Attendees
	OS	OFFICE STAFF	
	LT	LAB TECHNICIANS	New Speaker at Hinman

Dr. Ricardo Mitrani**Course Th208 8 – 11 a.m.****D ST****Fee: Dentists \$80, All others \$50****Implant Restorative Design in the Digital Era**

Despite tremendous advances made over the course of the last 45 years of osseointegration, implant dentistry continues to be a challenging discipline. Discover the latest about the contemporary digital armamentarium available for the interdisciplinary treating team. You will be able to maximize your results by understanding the key factor - beneficial communication between team members.

Dr. David L. Rothman**Course Th209 8 – 11 a.m.****D H A OS****Fee: Dentists \$80, All others \$50****Secrets of Pediatric Dentistry: What you Weren't Taught in Dental School!**

Are you overwhelmed with angst when you know children will be coming to your office? Are you surprised when little Johnny, who was a lion in your office, was a lamb in Dr. Pedro's? Learn secrets for making the day a pleasant one with children, addressing behavior management, anesthesia, sealants, esthetic restorative dentistry, pulp therapy and simplified space maintenance.

Dr. Paresh Shah**Course Th210 8 – 11 a.m.****All Attendees****Fee: Dentists \$80, All others \$50****The Digital Technology Revolution: It's Here to Stay so Let's Take Advantage of It!**

Discover the latest about a variety of technologies to facilitate diagnosis, treatment planning and treatment of everyday dentistry and beyond. Update your knowledge about a variety of scanning technologies and CAD/CAM options. Learn how to use Digital Smile Design (DSD) protocol to enhance patient acceptance and treatment. Lab communication and digital smile design workflows will be presented using clinical cases. You will be able to implement these technologies at your own pace.

Note: This course is recommended prior to attending course Th124.

Dr. Nader Sharifi**Course Th211 8 – 11 a.m.****D ST****Fee: Dentists \$80, All others \$50****Improving George Washington's Wooden Teeth: 21st Century Denture Techniques**

Edentulism, as a percentage of the population, is indeed decreasing. But the size of the edentulous population is actually increasing due to the aging baby boom. Review state-of-the-art procedures for high quality removable prosthodontics, and materials and techniques to simplify every aspect of complete dentures. Learn how to overcome the difficulties associated with centric relation and vertical dimension of occlusion, and discover different options of occlusal design. Explore different impression techniques and the requirements for successful prosthesis delivery. You will leave with an increased confidence and a clear understanding of clinical treatment ideals.

Dr. John A. Svirsky**Course Th212 8 – 11 a.m.****All Attendees****Fee: Dentists \$80, All others \$50****Come in and Catch it: The Review that Sticks**

This is the perfect review course covering the recognition, diagnosis and treatment of the 25 soft-tissue lesions that every dentist and hygienist should know and treat appropriately. A number of the entities only require recognition. The classic lesions that have been forgotten since school will be brought back to life, and your diagnostic confidence will be re-energized. Some interesting cases will pop up throughout the course so don't miss it.

Dr. Mollie Winston**Course Th213 8 – 11 a.m.****D OS ST****Fee: Dentists \$80, All others \$50****Oral Surgery and Dental Implants: Complications and Controversies**

An overview course of 'When to Pull and When to Pass'. Learn to use a simple mnemonic to help you with extraction techniques. Review simple and complex procedures. Examine when to graft extraction sockets and when to place implants to help you prevent treatment misadventures.

2
HOURS**Mr. Imtiaz Manji****Course Th214 9 a.m. – 12 p.m.****All Attendees****Fee: Dentists \$80, All others \$50****How Today's Patients are Redefining Practice Expectations and Team Roles**

As dentistry has expanded from predominantly needs based to a wide mix of prescribed and optional treatment choices, practices are facing patients with different mindsets and dental goals. Practices must effectively engage all kinds of patients, from everyday patients, to those who are completely uninformed about their dental health and require major care, to patients interested in comprehensive aesthetics. Adapting to this dynamic has deep implications on expanded team roles, patient scheduling, doctor productivity and practice growth strategies—all of which must be balanced with the realities of what really matters on a daily basis.

Mr. John K. McGill**Course Th215 9 a.m. – 12 p.m.**

Repeated on Friday (Fr277)

D SP ST**Fee: Dentists \$80, All others \$50****Achieving Financial Independence**

Will you join the five percent of dentists who can afford to retire at age 65? Using these winning financial strategies, you can develop a game plan to reach financial freedom. This hard-hitting program contains inside information that simply won't be found elsewhere, gleaned from over 30 years of working exclusively with the dental profession. Learn how to reduce stress, develop winning saving and debt-reduction strategies, take advantage of huge tax-deductible retirement savings, dramatically increase business tax deductions, boost profitability, slash educational costs and discover tax-free income secrets.

Ms. Laci L. Phillips**Course Th216 12 – 1:30 p.m.****All Attendees****Fee: \$35**1.5
HOURS**Would You Like to Dance? Social Media is Playing My Song!**

You don't know how to dance? Do you find it overwhelming with all the songs and steps? Or is it too many sites and too many posts? Social media does not require you to be classically trained; you just need to turn the music on to get started. Today you will learn the first step in every social media dance. Discover which sites you should be using and how to sort through the demographics. Realize that it's about quality, not quantity. In the world of social media, building relationships is the key to your dance routine. Ready, set... let's dance!

Dr. Barbara J. Steinberg**Course Th217 12 – 2 p.m.****All Attendees****Fee: Dentists \$80, All others \$50****Antibiotic Prophylaxis Update**

This course is designed to familiarize the entire dental team with those medical conditions necessitating antibiotic therapy prior to dental treatment. Emphasis will be placed on the latest American Heart Association's recommendations for prevention of endocarditis. Evidence-based clinical practice guideline (2015) from the American Dental Association Council on Scientific Affairs regarding prophylaxis for patients with prosthetic joints will also be presented. Other conditions, such as the immunocompromised patient, will be discussed.

**Drs. Jeff J. Brucia, Gerard J. Chiche, Henry A. Gremillion,
Thomas R. McDonald and Mollie A. Winston****Course Th218 12 – 3 p.m.****All Attendees****Fee: Dentists \$80, All others \$50****Disturbing Trends in Restorative Dentistry Panel**

With all the improvements in restorative materials and evidence-based dentistry, there is still uncertainty. Some of dentistry's best educators will address some of the more controversial issues within our profession today. Each presenter will share his or her thoughts on some of the problematic trends that are raising concern. You will have an opportunity to direct questions to the panel during the program, making this a must-see experience for every member of the dental team.

Dr. Gordon J. Christensen**Course Th219 12 – 3 p.m.****All Attendees****Fee: Dentists \$80, All others \$50****Solving the 10 Major Challenges in Dentistry**

You are faced with controversial decisions in your daily practice. Hear the most up-to-date solutions to solve 10 of the most challenging ones. You will learn how to deal with the inability to identify initial caries, Zirconia crowns coming off in service, when and how to use cone beam, when to remove a tooth and the best methods to restore pediatric teeth. In addition, you will be able to answer these questions: Is bulk filling really working well? Can Zirconia be esthetic? Are digital impressions better? Which laser is useful and why? Which technologies are right for my practice?

Dr. Harold L. Crossley
Course Th220 12 – 3 p.m.
D H A ST
Fee: Dentists \$80, All others \$50

Top 15 Most Prescribed Drugs

Your patients are living longer thanks to their medications but many of the physician-prescribed medications used by your patients have dental implications and side effects affecting your treatment plan. What oral side effects may be caused by these medications? This presentation includes the indications, contraindications, and side effects of some of the common physician-prescribed medications. Familiarity with these drugs will provide the dental practitioner with a better appreciation for the health profile of your dental patient.

Ms. Nancy Dewhirst
Course Th221 12 – 3 p.m.
 Repeated on Friday (Fr253)
All Attendees
Fee: Dentists \$80, All others \$50

OSHA
 Based on science, but grounded in clinical reality, this course reviews and updates OSHA-required training topics for ordinary and extraordinary situations, including general safety issues such as physical and chemical risks, infectious disease transmission and control, hazard communication and waste. Learn ways to improve the effectiveness of standard precautions while adjusting for higher risks such as aerosol transmitted diseases (ATDs). Handouts include useful checklists, patient screening forms and transmission-based precautions for infectious individuals.

Ms. Janice Hurley
Course Th222 12 – 3 p.m.
All Attendees
Fee: Dentists \$80, All others \$50

Optimal Image Impact
 What does it take to have your patients see you in the best light? This program will have you looking at your website, team and office through your patient’s eyes. Learn what it takes to put your best foot forward and make the first and last impression be the best. Discover the science of body language, verbal skills and visual impact. You will walk away feeling inspired by the power of choice to impact your practice success.

Dr. Mark E. Hyman
Course Th223 12 – 3 p.m.
All Attendees
Fee: Dentists \$80, All others \$50

Game Changers - Practice Re-Imagination 2017

Living life in the fast lane of private practice – how do you improve your patient’s experience while delivering optimal care? Highly successful teams constantly re-imagine, reinvent and implement change to assure success during turbulent times. Prepare to laugh and learn about the Top 20 Game Changers of 2017.

Dr. Stanley F. Malamed
Course Th224 12 – 3 p.m.
D H A ST
Fee: Dentists \$80, All others \$50


The Pain of Fear
 Fear of pain is most common among dental patients. It prevents patients from seeking dental care until their pain becomes unbearable. This situation presents the dentist with one of the most difficult scenarios we face: the fearful patient who is in pain. Learn the latest means to manage these difficult situations in your practice, reviewing inhalation, oral, intravenous and intranasal sedation.

Dr. Ricardo Mitrani 
Course Th225 12 – 3 p.m.
All Attendees
Fee: Dentists \$80, All others \$50

Challenges and Considerations for the Replacement of Multiple Missing Teeth

Poorly planned implant-supported restorations not only cause discomfort for patients, but they can also seriously damage the intraoral cavity. Sometimes you inherit poorly planned implant-supported restorations; while at other times they may be created by not addressing the patient’s overall condition prior to treatment planning. Utilize the CPR protocol (treatment planning technique) to identify potential problems and create a practical treatment option. By addressing this during the treatment planning process, you will be better equipped to design successful and long-lasting implant restorations.

SUGGESTED AUDIENCE

KEY	D DENTISTS	ST STUDENTS
	H HYGIENISTS	SP SPOUSES
	A ASSISTANTS	All Attendees
	OS OFFICE STAFF	
	LT LAB TECHNICIANS	 New Speaker at Hinman

Dr. David L. Rothman
Course Th226 12 – 3 p.m.
All Attendees
Fee: Dentists \$80, All others \$50

Ouch, That Hurts! Assessing and Treating Dental Emergencies in Children

This presentation will review the most common dental emergencies in children and their treatment, including rapid neurological assessment, treatment options and follow-up protocols. Parents expect 24/7 availability, and determining what’s important and what’s not beforehand will prepare you and your team on how to assess the situation and decide a course of action.

Dr. John A. Svirsky
Course Th227 12 – 3 p.m.
All Attendees
Fee: Dentists \$80, All others \$50

Breakfast at Tiffany’s: The Jewels and Gems of Oral Pathology

This new radiology review course has a number of common cases in addition to some interesting unusual cases thrown in to keep the audience ‘on their toes’. The emphasis will be a review of common radiolucent and radiopaque lesions. Get ready to learn, laugh and make a difference in the diagnosis and treatment of oral diseases. It will demonstrate a logical approach to the diagnosis and treatment of common radiolucent and radiopaque lesions found on radiographs to help you recognize the common radiographic lesions found in your dental practice.


Dr. Nader Sharifi
Course Th228 12:30 – 2 p.m.
D ST
Fee: \$35

1.5 HOURS

Uppers are From Mars, Lower are From Venus: Clarifying Overdentures

When treatment planning for a completely edentulous arch, restorative dentists have four available options. These four options are complete denture, implant retained overdenture, implant supported overdenture and an implant retained fixed bridge. Complete dentures and implant retained fixed bridges are well understood but the two intermediate options are confusing. Clarify the differences between the implant retained overdenture and the implant supported overdenture, and see clear indications for each option for, both, the upper and lower arches. Clarification of the overdenture answers one question but poses another - how does attachment selection impact overdenture fabrication? Learn to simplify attachment selection for overdenture therapy.

MEET THE EXPERTS

Dr. Jim Janakievski 
Course Th229 1:30 – 2:30 p.m.
All Attendees
Fee: \$50

1 HOUR

Meet the Expert

Enjoy a one-hour roundtable discussion with one of the nation’s leading periodontal speakers. Dr. Janakievski will discuss any restorative or periodontal issues the group desires. This course is limited to 12 attendees.

Mr. John K. McGill
Course Th230 1:30 – 2:30 p.m.
D
Fee: \$50

1 HOUR

Meet the Expert

Enjoy a one-hour roundtable discussion with one of the nation’s leading dental certified public accountants. Attendees will be able to ask Mr. McGill for his opinion on retirement, investing, transitions and any other concerns related to the business of dentistry. This course is limited to 12 attendees.



Exhibits introduced for the first time at the Clinic with 14 booths in the Ballroom of the Biltmore Hotel.

Ms. Lois J. Banta

Course Th300 8 – 11 a.m.

All Attendees

No Fee

High Impact Communication

Have you ever felt as though your communication wasn't effective? Learn failsafe ways to communicate with patients, office staff and each other. Implement into your daily practice effective scripting for scheduling and reducing open time, handling objections and foolproof financial arrangements. Discover the best way for you to focus discussions on collecting from patients and insurance companies, etc.

Dr. Lee Ann Brady

Course Th301 8 – 11 a.m.

D H A LT ST

No Fee

Occlusion in Everyday Dentistry

Have you ever wondered why, after prepping a second molar for a crown, the occlusal of the prep is still in contact with the opposing tooth? Every time we alter the chewing surface of a tooth, we impact the entire stomatognathic system. Often the patient adapts to these changes. But when they don't, it can jeopardize the restoration, the other teeth, and can cost you the patient's trust, not to mention your time. Explore the challenges of occlusion in a restorative practice, how to utilize this information to make your dentistry predictable and keeping your patients healthy and comfortable.

Dr. Rella Christensen

Course Th302 8 – 11 a.m.

All Attendees

No Fee

How to Stay Healthy When Your Patients Aren't

Learn what it takes to control cross infection in your busy work environment. Discover which small errors made every day by clinicians unnecessarily expose you, your family, and your patients to pathogens. This fast moving program is designed to streamline, improve and validate your daily infection control products and procedures. All information comes from results of careful microbiology testing performed by TRAC Research, the only non-profit laboratory that tests and ranks dental infection control products.

Dr. Harold L. Crossley

Course Th303 8 – 11 a.m.

All Attendees

No Fee

Street Drugs Exposed—What Your Patients and Your Kids ARE NOT Telling You!

What is the impact on your practice of the American Dental Association resolutions for providing dental care for patients who are and/or have been chemically dependent? Do you have to take any precautions with the dental patient who is under the influence? Why is heroin so popular? Can marijuana be addicting? How do your children get intoxicated on hand sanitizer? This dynamic and graphic presentation includes the signs, symptoms and uses of commonly abused prescription and illicit drugs.

Mrs. Katherine M. Eitel Belt

Course Th304 8 – 11 a.m.

All Attendees

No Fee

Leaders of the Pride: Awakening the Instinctive Practice Manager in You!

A lion cub's life depends on how the lioness helps it become independent – just like employees depend on employers to teach skills they need. What can we learn from the lioness? Whether you manage two or 200, you will learn effective training and leadership skills that show how adult learners can make lasting change. Hear lessons on coaching teams that will forever impact the way you teach important information and accountability, and guide employees toward their ultimate potential.

Dr. Henry A. Gremillion

Course Th305 8 – 11 a.m.

D H ST

No Fee

Head and Neck Anatomy: Clinical Application


Refresh your knowledge with this detailed anatomical review of the dynamic masticatory system. It will consist of lecture and discussion with specific practical clinical application. Areas of special emphasis include: osteology, the oral cavity, nasal cavity, salivary glands, musculature and the temporomandibular joint.

SUGGESTED AUDIENCE

KEY

- D** DENTISTS
- H** HYGIENISTS
- A** ASSISTANTS
- OS** OFFICE STAFF
- LT** LAB TECHNICIANS
- ST** STUDENTS
- SP** SPOUSES
- All Attendees**

 **New Speaker at Hinman**

Dr. Scott Parazynski 
Course Th314 9 – 10 a.m.
All Attendees
No Fee



Risk is an Essential Part of Success

Dr. Parazynski is an astronaut and physician who was recently inducted into the Astronaut Hall of Fame. He has taken seven space walks, summited Mount Everest, completed deep-sea dives around the world and even descended into the world's newest lava lake (in Nicaragua). Accepting a degree of risk is an absolutely essential part of success. Dr. Parazynski will share the keys to assessing and managing those inevitable risks. Find out from this incredibly inspiring speaker the real secrets of planning to succeed, but also being prepared for setbacks along the way.

Dr. Van B. Haywood
Course Th306 8 – 11 a.m.
All Attendees
No Fee

Bleaching Tips and Pearls: Single Dark Teeth, Sensitivity and Caries Control

Bleaching pearls will include an overview of a smile analysis, tips on bonding composite restorations to lighter teeth, appropriate tray fabrication for a single dark tooth as well as techniques for internal bleaching of endodontically treated teeth. Also learn "boil and form" tray fabrication for children, and treatment of bleaching sensitivity. Explore new caries diagnosis (ICDAS) with different restorative treatment for minimally involved teeth, and the new use of bleaching materials for caries control in elderly and orthodontic patients.

Dr. Mark E. Hyman
Course Th307 8 – 11 a.m.
All Attendees
No Fee

A "360 Slam Dunk" Guide for Successful Teams-Practice Enhancement

"Change is inevitable, growth is optional." In this fast-paced, ever changing world, dental teams must commit to taking a serious look at every aspect of the practice. Learn how to diagnose, treatment plan and deliver optimal care. Enjoy this fast-paced, fun-filled, dynamic seminar that will supercharge your practice today!

Dr. Linda C. Niessen
Course Th308 8 – 11 a.m.
All Attendees
No Fee


Women's Oral Health

If you have a mother, sister, daughter or wife, this course is for you. Examine oral health throughout a women's life, from puberty to adolescence to adulthood. Hear the latest about oral diseases and systemic conditions, and medications affecting girls and women, from the common (pregnancy, heart disease, diabetes, arthritis, osteoporosis) to the uncommon (eating disorders, Sjogren's syndrome, TMD, domestic violence). Discover risk factors, diagnosis, treatment and management of women's oral health issues to apply to your practice.

Ms. Laci L. Phillips
Course Th309 8 – 11 a.m.
All Attendees
No Fee

Communications, Coding and Collections: The Three Cs of the Profitable Practice

When the first question a patient asks is "How much will my insurance pay?," our daily lives begin to revolve around insurance. Learn to step out of that mindset and step into customer service, quality health care and, ultimately, a profitable practice. Discover how excellent communication, proper coding and above average collections can impact your practice's efficiency and financial health. Walk out of this high-energy course feeling energized with the realization that the revolution has just changed.

Ms. Amber Riley 
Course Th310 8 – 11 a.m.
All Attendees
No Fee

Fifty Shades of Green: Forensic Dentistry in the 21st Century

Gain an introductory knowledge of the science and history of forensic odontology, and how the law dictates forensic identification. A brief review of the evolution and scope of odontology will be presented as well as an introduction of the nomenclature commonly used in this field. Death investigation systems (Coroner/Medical Examiner) will be explained. A comprehensive dental autopsy will be presented, including physical examination, photography, radiography and evidence management. Postmortem states including skeletonized, fragmented, decomposed and burned will be discussed.

Mr. Robert F. Spiel

Course Th311 8 – 11 a.m.

All Attendees

No Fee

Listening: A Key to Influence. An Antidote for Conflict.

We spend more time listening throughout our day than any other single means of communication. Yet, the skill of effective listening is rarely taught, and often overlooked in real life. Its power, however, to influence others, melt away conflict, create ownership of issues and establish clarity of direction is unmatched. Learn a four point model to listening, that will put you on the track of being a gifted communicator by being a great listener.

Dr. Lori Trost

Course Th312 8 – 11 a.m.

A ST

No Fee

Become the “Awesome” Dental Assistant

Transform your role through example and opportunity into an active and informed partner within the practice! Enhance your chairside techniques to create easier and consistent patient care. Detailed learning will focus on procedures that utilize composite materials, bonding agents, temporaries and impression materials. Emphasis will be placed on anticipation, preparedness and communication. Leave energized, confident and ready to implement your knowledge Monday morning!

Dr. Tim Pendergrass



Course Th313 8:30 – 11:30 a.m.

All Attendees

No Fee

Dental Dynamics: An Ergonomic Approach

As a dental team member, you and your colleagues are continually confronted with many factors that place you at a greater risk for musculoskeletal disorders. Explore the unique interaction between dental team members and their working environment. The goal is to equip you, the dental professional, with the knowledge and tools necessary to reduce as well as prevent musculoskeletal disorders.

Mr. Rick Griggs



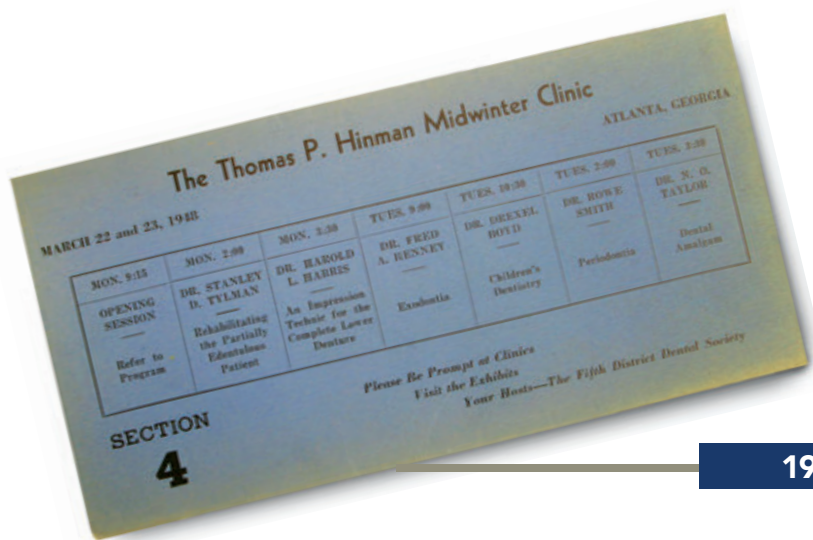
Course Th315 9 – 11 a.m.

All Attendees

No Fee

Brainstorming is Dead, Try Rolestorming

Brainstorming is dead—try Rolestorming! ‘Rolestorming’ is listed as one of the top 10 creativity tools in the world. In any field, good problem definition is half of the solution. But not all issues are problems. First, pick whether the issue is a problem, an opportunity or prevention. Next, spend time on the issue and effort on the creativity. Slow down and digest the issue. This also creates buy-in and camaraderie among your team. For creativity, replace brainstorming with rolestorming for novel ideas that match the culture. The best ideas come when we reduce fear, embarrassment and judgment.



1948

Early meeting ticket required for entry into lectures.

Ms. Janice Hurley
Course Th316 9 – 11 a.m.
All Attendees
No Fee

2
HOURS

Viva La Video! Video: It's Happening and It's So Exciting

Video: It's here! The use of video on your website, during treatment presentations and on the Internet is a must. Keep up with the way your patients want to receive information. Learn to impact others through technology that is effective but inexpensive. The conventional use of text helps with SEO but the informed, thoughtful use of video will evoke emotion and get results. Learn how your iPad and your video camera can play a key role in your practice success.

Dr. Barbara J. Steinberg
Course Th317 9 – 11 a.m.
All Attendees
No Fee

2
HOURS

The Four S's of Optimal Aging – Sex, Sleep, Stress and Social Networks

Discover the effects of sex, sleep and stress on disease and aging. The importance of social networks, optimism and laughter, and their benefit to successful aging will be discussed. In a fun and entertaining format, participants will gain an understanding of how the four S's will impact on aging optimally!

Ms. Rachel Wall
Course Th318 9 – 11 a.m.
D H OS SP
No Fee

2
HOURS


Implementing Hygiene Systems for Increased Efficiency

Learn a systematic approach for the entire hygiene appointment that will increase treatment enrollment, decrease stress and improve the efficiency and productivity of hygiene appointments.

DANB Forum
Course Th319 10 – 11 a.m.
Course Th320 1 – 2 p.m. (Repeat)
All Attendees
No Fee

1
HOUR

The entire dental team is invited to attend the Dental Assisting National Board, Inc. (DANB) forum. DANB offers certification opportunities for dental assistants at every stage of their careers. DANB will outline how to apply and prepare for the exams, discuss the many benefits of certification, share information about state regulations and the results of its 2016 salary survey. Attendees will learn about how DANB exams can help to ensure compliance with state dental practice acts, as well as learn more about the DALE Foundation, the official DANB affiliate and the e-learning products it offers.

Mr. Stuart Oberman 
Course Th321 10 a.m. – 12 p.m.
All Attendees
No Fee

2
HOURS


Legal Updates and Trends for the Dental Industry

Discover what a dental practice owner should know and implement in the day-to-day operations of your practice. This course will include risk management, up-to-date HIPAA policies, procedures and requirements, U.S. Department of Labor audit documentation requirements, arbitration agreements, intellectual property necessities and the top 10 mistakes practice owners make with violating OSHA statutes and federal employment law. Learn preventative strategies for employee embezzlement, dental board complaints and cyber security breaches.

Dr. Brigitte Lovell 
Course Th322 10 a.m. – 1 p.m.
 Repeated on Friday (Fr390)
D ST
No Fee

Ouch! I Have Tooth Pain but No One Can Find Anything Wrong

Learn to differentiate between odontogenic and non-odontogenic tooth pain. Neuropathic and neurologic pains can be deceptive within the dental field and can mimic dental pain. However, if everything appears normal, what is to be done for these patients? After attending, you will have a better understanding of atypical facial pains, including awareness and what to do about them.

SUGGESTED AUDIENCE			
KEY	D	DENTISTS	ST STUDENTS
	H	HYGIENISTS	SP SPOUSES
	A	ASSISTANTS	All Attendees
	OS	OFFICE STAFF	
	LT	LAB TECHNICIANS	 New Speaker at Hinman

Mr. David L. Meinz**Course Th323 10 a.m. – 1 p.m.****All Attendees****No Fee****What Good is a Dead Patient with Perfect Teeth?**

There's a body connected to that mouth you're treating! Learn the latest about the food you and your patients eat. Discover why you should promote the sugar bowl to actually decrease caries formation. Hear the latest on artificial sweeteners, fast foods and what your physician doesn't tell you about cholesterol—really! A hands-on presentation that will bring you up-to-date on the relationship between what you and your patients eat and its impact on your oral and total health.

Ms. Lois J. Banta**Course Th324 12 – 3 p.m.****All Attendees****No Fee****Playing the Insurance and Accounts Receivables Game... Your Way**

Is your office desk sagging from the weight of your insurance claims report? Accounts receivables out of control? Institute proven systems to effectively track A/R, follow up on past-due claims more efficiently, and minimize your stress level. Design systems of collecting from patients and eliminate the 'bad guy' perception.

Ms. Amber Riley**Course Th325 12 – 3 p.m.****D H A OS ST****No Fee****Patients, Pills and Pathologies: Why Medical History Clues are Critical to Dental Treatment**

Patients with age-related diseases such as cancers, or lifestyle-associated factors such as obesity, drug use and abuse, and common, often underestimated, abnormal physical conditions demand a sharpened focus during our treatment planning and delivery of dental care. This course will help you, the clinician, use insight in medicine and pharmacotherapies, and deduce findings from medical histories, along with signs and symptoms in collaboration with medical providers, to provide optimal dental care.

Dr. Rella Christensen**Course Th326 12 – 3 p.m.****D LT ST****No Fee****New Data on Critical Dental Questions 2017 – PART 1**

Use the latest data compiled from the large clinical comparison studies by TRAC Research to update your knowledge of the clinical performance of various brands of new translucent zirconia restorative materials. Discover why the original non-translucent BruxZir brand remains important, and when and where PFM is still necessary. Analyze the clinical performance of e.max lithium disilicate in posterior restorations, and where CeraSmart polymer and Celtra DUO lithium silicate/zirconia may fit into your practice. Understand the evidence-based data on the role of lasers in periodontitis treatment.

Note: This course is recommended prior to attending course Fr338.

Ms. Naomi Cooper**Course Th327 12 – 3 p.m.****All Attendees****No Fee****Websites and Online Marketing That Resonate with Patients**

Delve into the key differences between how dentists typically choose to communicate to patients online versus what patients actually want to see and hear. Gain a deep understanding of prospective patients' existing mindsets, and how to exceed expectations through effective online marketing strategies and language that truly resonate. You will receive a checklist for dentists to upgrade your online presence, from the practice website to other online marketing mediums. Learn how to transcend the role of dentist by leveraging your practice's online presence to become a true community resource for oral health.

Ms. Karen Davis**Course Th328 12 – 3 p.m.****D H A ST****No Fee****Upsetting the Underworld of Biofilms With Subgingival Air Polishing and Salivary Diagnostics**

What if you could gain an additional 10 minutes of time during hygiene visits? What if you could individualize treatment for your patients based upon information you learn from their saliva? Learn how to alter your protocols to include biofilm management with subgingival air polishing devices and low-abrasive powders to provide comfortable biofilm removal that is significantly more efficient. Discover how integration of salivary diagnostics can personalize care, improve risk assessments and help manage disease.

Mrs. Katherine M. Eitel Belt

Course Th329 12 – 3 p.m.

All Attendees

No Fee

HAVE THEM AT HELLO!™: Instinctive, Non-Scripted Phone Skills for the Exceptional Practice

Throw out those old tired scripts! You can get better and still be YOU! Improve results on the telephone and boost your value to the practice. Learn how to apply four simple steps for increasing productivity and conversion of new patient callers. Improve success with price shoppers, emergencies, insurance-driven and 'cleaning only' callers. Also, review effective outgoing calls like pending treatment, reactivation and confirmation calls plus a way to handle cancellation callers that will cut them in half!

Dr. Michael Falkel



Course Th330 12 – 3 p.m.

D H A ST

No Fee

Local Anesthesia Potpourri: From Complications to Success

Review the pharmacology of local anesthetics, causes of injection pain, measuring and achieving anesthetic success, how to eliminate certain types of failures, real time course of analgesia in dentistry, anesthetic performance background, clinical data review of time course of analgesia, impact of time course to the daily practice, products that improve the time course of analgesia and local complications of anesthetic injections as well as the 10 most common complications.

Ms. Judy Kay Mausolf

Course Th331 12 – 3 p.m.

All Attendees

No Fee

R.I.S.E. to Success – Systems and Strategies That Build High Performing Teams

Building a high performing team results in business success. Success is measured by a healthy bottom line, united leadership and a cohesive team. It also must include an environment you enjoy working in – with a feeling of a job well done at the end of the day! Judy Kay shares best practices to help the entire team think differently, act differently, communicate effectively, work together better and make healthy decisions to cultivate a happier, healthier and higher performing culture!

DON'T MISS...



2017

Keynote Session with Dr. Sanjay Gupta
begins at 5:30 p.m. on Thursday!

Dr. Linda C. Niessen

Course Th332 12 – 3 p.m.

All Attendees

No Fee

Caring for Medically Complex Older Adults

As today's adults reach 70, 80 and 90 years of age, many expect to maintain their natural dentition throughout life. Oral health doesn't have to decline in the face of chronic disease and medication usage but sometimes it takes more time and care. The linkages between oral health and systemic disease become evident in these older adults. This program will discuss the oral health needs of a medically complex older population and identifies the linkages between chronic diseases, multiple medications and oral health.

Mr. Robert F. Spiel

Course Th333 12 – 3 p.m.

All Attendees

No Fee

Igniting the Leader in You

In today's busy and often chaotic dental world, personal leadership is required by every team member to help your practice succeed. Learn the six key elements of successful personal leadership, and how they translate into creating a fulfilled member of a dental team who is at the top of their game.

Ms. Rachel Wall
Course Th334 12 – 3 p.m.
D H OS SP
No Fee

Understanding the Business of Hygiene: Uncovering Opportunity for Growth

While patient care is the primary focus, practice statistics are often the gauge for measuring the level of care being provided. Knowing how to analyze and monitor hygiene department statistics enables you to know at any moment how well your systems are being implemented, when to celebrate and when to re-focus.

Mr. Shaun Daugherty 
Course Th335 1 – 2:30 p.m.
All Attendees
No Fee

1.5 HOURS

Risky Business: Navigating the Board of Dentistry and Understanding Litigation Process

Dentists and dental professionals often do not appreciate the complexity or danger of receiving a letter from the Georgia Board of Dentistry regarding the initiation of a license investigation. Similarly, these individuals are rarely prepared for the Sheriff to walk through the practice’s door and be served papers initiating a lawsuit. The purpose of this course is to provide an outline of expectations for you, should one of these unfortunate events occur. The course will also review current litigation trends being seen and the results of the same. A follow up Q&A will be held after the main discussion.

Mr. Imtiaz Manji
Course Th336 1 – 2:30 p.m.
D
No Fee

1.5 HOURS

50 Plus and Now What? Overcoming the Mid-Career “Maybe”

Every doctor hits that mid-career wall of questions: Am I on track for my family and practice? Am I stuck in a lull? Am I setting the right economic goals? Do I have a path and enough time so my remaining years practicing really count, and beyond that in retirement? Too often, the answers are “maybe,” “maybe not” or “I don’t know.” In this program, learn to recharge your focus and experience the best professional and personal years of life!

Note: This course is limited to 100 attendees.

Ms. Jen Blake
Course Th337 12:30 – 3 p.m.
A
No Fee

2.5 HOURS

Be the Best Assistant You Can Be

Enjoy this fun, fact-filled, interactive look at dental assisting’s past and present. What is the buzz about evidence-based dentistry? Is dental health really connected to overall health? Are you communicating with your team and patients? This course is appropriate for the new, the seasoned and every dental assistant in between. Learn ways to re-energize yourself and your love for dental assisting.

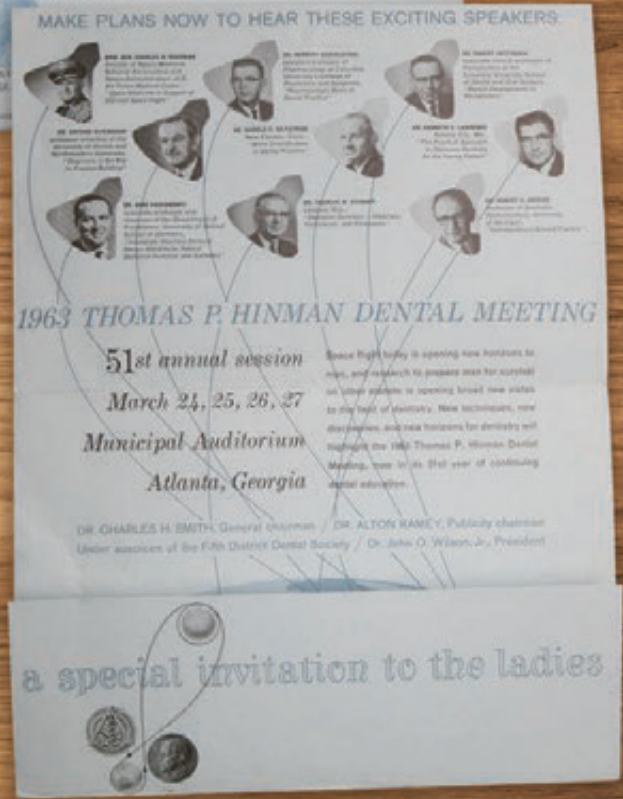
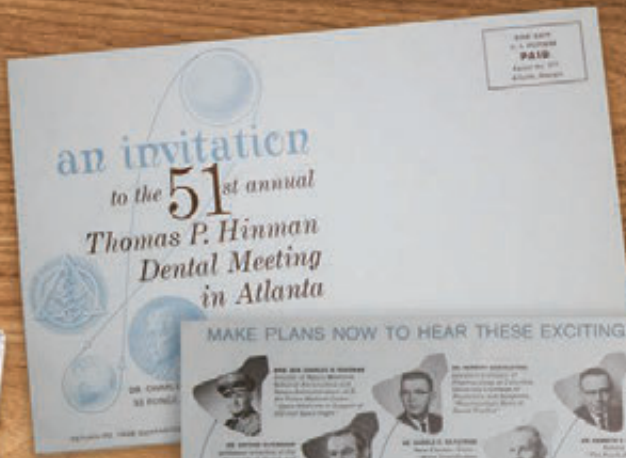
Office Design and Construction: Hear from a Panel of Experienced Dentists

Thursday afternoon in the Exhibit Hall

Are you considering building or renovating a new office space? Attend a panel discussion with Hinman members who have just gone through the process of designing and building out a new or existing office space. Ask the questions of these dentists who have so much to share from their own experiences with permits, handicap accessibility, design and equipment, time tables, financing, etc. Come learn valuable lessons from knowledgeable colleagues and benefit from their experience!

SUGGESTED AUDIENCE

KEY	D DENTISTS	ST STUDENTS
	H HYGIENISTS	SP SPOUSES
	A ASSISTANTS	All Attendees
	OS OFFICE STAFF	 New Speaker at Hinman
	LT LAB TECHNICIANS	



1934

The registration fee for dentists has increased only \$160 over the past 84 years.

1963

Space exploration was parallel to the pioneering qualities of Hinman education.

FRIDAY HIGHLIGHTS



G.O.L.D. Program 8 a.m. – 5:45 p.m.



Dental Assisting Extravaganza 8 a.m. – 3:30 p.m.



Business Office Bonanza 9 a.m. – 4:30 p.m.




Prevention Convention 9 a.m. – 4:30 p.m.

Technical Exhibits 9:30 a.m. – 6 p.m.



Hinman's Night Out: Party Under the Sea 7 – 10:30 p.m.

SUBJECT	SPEAKER	PAGE	SUBJECT	SPEAKER	PAGE
Adhesion/Materials	Brucia	41	Implant Dentistry	Christensen, G.	40
	Christensen, R.	48		Pruett	42
Anesthesia/Sedation	Pruett	44		Brady G.	46
	Falkel	50		Braswell	46
Bleaching/Esthetics	Haywood	43, 46	Infection Control	Wilson	37, 50
Botox	Malcmacher	31		Dewhirst	39
Communication	Eitel Belt	37, 38	Insurance	Banta	38
	Mausolf	37	Lab Techs	Kitching	45
	Hurley	47		Fohey	49
Cosmetic/Esthetic Dentistry	Olitsky	32, 47	Laser Dentistry	Braswell/Wyatt	32
	Shah	32	Leadership	Zelesky	37
	Brady, L.	40		Spiel	38
	Kinzer	44	Legal/Malpractice	Gardiner	49, 51
	Bruce	46	Occlusion	McDonald	32
	Chiche	45	Oral Surgery	Edwab	32
	Haywood	46		Silverstein	34
CPR		32		Winston	43
Dental Assisting	Blake	33	Oral Pathology	Svirsky	39, 43
	Trost	33, 37	OSHA	Dewhirst	43
	Hyman	37	Pain Management	Lovell	40
	Mausolf	37		Gremillion	40, 44
Dental Materials & Techniques	Shah	32	Pediatric Dentistry	Rothman	35
	Brady, L.	34		Soxman	42, 46
	Chiche	45	Periodontics	Silverstein	32
	Brucia	34		Janakievski	43, 47
Dermal Filler	Malcmacher	31	Pharmacology	Crossley	41
Diagnosis/Treatment	Kinzer	41	Photography	Edelstein	48
	Mitrani	47	Practice Management	Hurley	36, 38
Digital Dentistry	Scherer	32		Hyman	37, 44
Emergencies/Compromised	Malamed	42, 45		Zelesky	37, 48
Patients				Mausolf	38
Endodontics	Nudera	35, 42		Phillips	38
Equipment Maintenance		33		Spiel	44
Ergonomics	Pendergrass	34, 39		Griggs	50
Finance	McGill	42	Practice Transitions	Loretto	45
	Loretto	45	Prosthodontics	Sharifi	44
Forensics	Riley	48	Radiology	Buchanan	34, 50
Geriatric Medicine	Niessen	42	Restorative Dentistry	Shah	32
G.O.L.D. Program	 Manji, Parazynski, Loretto, McGill, Mitrani, Winston, Spiel	30		Brady, L.	34
				Brucia	34
Health and Wellness/Nutrition	Steinberg	41		Kinzer	41
	Low Dog	43, 47		Chiche	45
	Meinz	48, 50		Mitrani	47
Hygiene	Miller	34, 35		Olitsky	47
	Bendit	39		Bruce	49
	Davis	39	Sleep Medicine	Spencer	35, 41
	Wall	39, 46	Social Media	Cooper	40, 45
			Technology	Jablow	40, 45
			TMJ/TMD	Gremillion	40



G.O.L.D. PROGRAM – Graduates of the Last Decade

Course Fr500 | Fee: Dentists \$75, Dental Students and Residents No Fee

Friday, March 24

Course: 8 a.m. – 5 p.m. | Networking Reception: 5 – 5:45 p.m.

If you’ve been in dentistry for ten years or less, or if you are currently in dental school, this program is a must. Our renowned speakers provide clarity on the state of dentistry as a profession and as a business, give concrete advice on how to define your objectives and establish the right path for a deeply rewarding career.

Welcome & Keynote Address 8 – 9:15 a.m.



Risk is an Essential Part of Success

Dr. Scott Parazynski

Dr. Parazynski is an astronaut and physician who was recently inducted into the Astronaut Hall of Fame. He has taken seven space walks, summited Mount Everest, completed deep-sea dives around the world and even descended into the world’s newest lava lake

(in Nicaragua). Accepting a degree of risk is an absolutely essential part of success. Dr. Parazynski will share the keys to assessing and managing those inevitable risks. Find out from this incredibly inspiring speaker the real secrets of planning to succeed, but also being prepared for setbacks along the way.



Your Hopes and Your Fears

Dr. Imtiaz Manji 9:15 – 10:15 a.m.

The first years in practice are filled with many choices and new doctors just want to focus on delivering patient care. It’s important to be in the right place both clinically and business-wise to achieve

what you want. Learn how to put yourself on a guided path for today’s successes and future opportunities.



Why You Must Own in Dentistry!

Dr. Charles Loretto 10:30 – 11:30 a.m.

This is a must hear lecture on the benefits of ownership. You will see and hear the critical steps that you need to get right as a new dentist. You will see the math of owning versus working as an employee and learn

when and how to deal with dental school debt. There are more career considerations than ever before in dentistry. Compare and contrast the options every new dentist needs to know.



If You Don’t See It, You Can’t Treat It

Dr. Ricardo Mitrani 11:30 a.m. – 12:30 p.m.

A skill that all the best dentists cultivate is the ability to see comprehensively when the patient opens wide. This is your chance to hear some real-world advice from an accomplished prosthodontist and clinical educator about what

to look for, how to treatment plan and how to get patients to see it too.

Lunch is on your own from 12:30 – 1:30 p.m.



Formulas for Success

Dr. John McGill 1:30 – 2:30 p.m.

How can you achieve financial success with all that student loan debt? Learn how to avoid costly financial mistakes and achieve financial success by using optimum strategies for paying off student loans and other debt.

Determine whether to use funds to accelerate debt repayment, retirement saving strategies, obtaining necessary insurance coverages and winning investment strategies.



Better Together: The Power of Interdisciplinary Cooperation

Dr. Mollie Winston 2:30 – 3:30 p.m.

In a profession where it is easy to become isolated within your own practice, it is the clinicians who break out and team up with their colleagues who ultimately provide the best patient experience. Hear about great

cases, the power of clinical partnerships and the special value every dentist can realize by building strong relationships with their professional colleagues.



Igniting the Leader Within You

Dr. Robert Spiel 3:45 – 4:45 p.m.

Being a successful dentist is about more than providing great dental care. It’s also about thinking entrepreneurially and being an effective and inspiring team leader who can communicate a practice vision. Join Mr. Spiel to learn how to

develop these crucial leadership skills.

Closing Remarks by Emcee, Imtiaz Manji,

“So What Do I Do on Monday?” 4:45 – 5 p.m.

Join us for a networking reception after the course from 5 - 5:45 p.m. to mingle with other dentists and continue the conversation.

Participation course attendance is limited and is based upon instructor guidelines. Supporting professionals are provided to ensure adequate interchange between instructors and participants.

8 HOURS

DERMAL FILLER TRAINING FOR EVERY PRACTICE

ONE-DAY COURSE

Dr. Louis Malcmacher

Course Fr128 8 a.m – 5 p.m (one hour lunch break)

Continues on Friday from 8 a.m. – 5 p.m.

D H A

Fees:

Dentists: \$1,797 (Any Dentist who registers for this course must pay Dentist fee)

Staff/Team: \$390

Additional Charges: Paid during the course

Juvederm Ultra: \$310 each syringe (price subject to change)

Juvederm Ultra Plus: \$340 each syringe (price subject to change)

Belotero: \$262 each syringe (price subject to change)

DERMAL FILLER TRAINING FOR EVERY PRACTICE

COURSE OBJECTIVES:

- Patient assessment and consultation for dermal fillers
- Indications and contraindications for these techniques
- Anatomy of the head, neck and in depth instruction in the oral and maxillofacial structures including the neurophysiology, musculature and circulatory system
- Learn the physiology and pharmacology of oral and maxillo-facial injectable treatment
- Review of sterile technique as it relates to the use of injectable pharmacologic agents
- Safety and risk issues for dermal fillers injectable therapy
- Integrating dermal filler therapy into therapeutic and esthetic treatment plans
- Beautiful lip enhancement and how to avoid giving your patients “duck” lips
- Enhancing the cupid's bow to create a beautiful lip
- Volumizing the nasolabial folds, marionette lines, mentalis region and lifting up the corners of the mouth using anatomical landmarks



- Smoothing lip lines and eliminating vertical “smokers” lines
- Learn the best treatment techniques including anatomical muscle sites, muscle depths, proper preparation and dilution for the best oral and maxillo-facial esthetic outcomes
- Knowledge of possible adverse reactions, how to avoid adverse reactions and management and treatment of possible complications
- Patient evaluation for best dento-facial esthetic and therapeutic outcomes
- Live patient hands-on training including diagnosis, treatment planning and proper dosing and delivery dermal fillers
- Proper fee structures for oral and maxillo-facial injectable treatment
- Observe many model patients during the day
- One on one comprehensive mentored instruction as you work hands-on your model patient
- Understanding and incorporating oral and maxillo-facial treatment into your daily practice

SUGGESTED AUDIENCE		
KEY	D DENTISTS	ST STUDENTS
	H HYGIENISTS	SP SPOUSES
	A ASSISTANTS	All Attendees
	OS OFFICE STAFF	
	LT LAB TECHNICIANS	New Speaker at Hinman

Participation course attendance is limited and is based upon instructor guidelines. Supporting professionals are provided to ensure adequate interchange between instructors and participants.

Dr. Michael Scherer 

Course Fr129 8 a.m. – 5 p.m. (one hour lunch break)

D LT

Fee: \$495



Digital Dentistry 3-D Seminar and Hands-On Course

Participants will attend an innovative, full day workshop which encompasses intraoral optical scanning combined with CBCT, DICOM and STL files for prosthetic and surgical planning, and in-office 3-D printing using low-cost desktop 3-D printers. This combined lecture and hands-on course aims to describe the background, research and techniques related to intraoral optical image production, generating STL files, joining them together with low-cost/free software to assist in treatment planning and fabricating crown and bridge study models and implant surgical guides.

Dr. Robert R. Edwab

Course Fr130 8:30 – 11:30 a.m.

Course Fr131 1:30 – 4:30 p.m. (Repeat)

Repeated from Thursday (Th119)

D

Fee: \$350

Hands-On Oral Surgery Workshop for the General Practitioner

This hands-on course will give participants the chance to broaden their scope of practice by making oral surgery enjoyable and predictable. Fresh pig mandibles will be used for soft tissue surgery and suturing. Training will include the proper use of cowhorn and ash forceps and rongeurs for extractions, in addition to alveoplasty and root-removal techniques.

Dr. Laura D. Braswell & Dr. Alfred D. Wyatt Jr.

Course Fr132 9 a.m. – 12 p.m.

Repeated from Thursday (Th127)

D H ST

Fee: \$300

Try Before You Buy! How to Choose the Right Laser for Your Dental Practice

You know you need a laser but there are so many choices on the Hinman exhibit floor! This hands-on course will help determine what type of laser best suits your needs, and provide the opportunity to try different makes and models in a controlled environment. After a brief lecture on laser basics and safety guidelines, several laser users will provide individual instruction as you move through 10 different stations. After procedures are shown from clinical cases, you can try the same procedures on a pig jaw. A must for dentists who want an overall introduction to what lasers can do.

Dr. Thomas R. McDonald

Course Fr133 9 a.m. – 12 p.m.

D LT ST

Fee: \$330

Occlusal Splint Fabrication

Splint therapy can be a valuable tool for the advanced restorative practice. Occlusal splints can be used for TMJ diagnosis and therapy, stabilization of mobile teeth, confirmation of the starting position for treatment, testing of the proposed occlusal treatment scheme and an incredible form of phase one treatment. Use this lab-intensive hands-on course to refine your skills. You will manipulate an occlusal splint and establish an ideal occlusion for an actual clinical case.

Dr. Jason Olitsky 

Course Fr134 9 a.m. – 12 p.m.

D A

Fee: \$325

Managing Provisionals as an Esthetic Template for Final Restorations

Provisional restorations do more than cover the teeth while the ceramics are being fabricated by the laboratory. Learn to completely customize provisionals for anterior smile design cases. Dr. Olitsky will show participants how to change the shapes and lengths of the provisionals to better customize the smile in the dental office with contouring, polishing and glazing. Learn to utilize pink composites in the provisional stage and find solutions for common challenges in fabricating provisionals. Ultimately, the best communication for achieving the most predictable final result for patients are provisionals that serve as exact prototypes of the final restoration.

Dr. Paresh Shah 

Course Fr135 9 a.m. – 12 p.m.

Course Fr136 2 – 5 p.m. (Repeat)

All Attendees

Fee: \$360

Porcelain Veneers for Everyday Practice – Diagnosis, Design and Delivery

Porcelain veneers are a good treatment option to help improve smiles in a conservative manner. Many situations that require improvement to color, shape and minor alignment can be effectively improved with porcelain veneers. This hands-on workshop will address proper treatment planning, clinical procedures and delivery of porcelain veneers. During the hands-on portion, participants will have a chance to prep, temporize and seat restorations on models. Learn techniques that you can implement immediately into practice.

Participation course attendance is limited and is based upon instructor guidelines. Supporting professionals are provided to ensure adequate interchange between instructors and participants.

Dr. Lee H. Silverstein

Course Fr137 9 a.m. – 12 p.m.

Repeated from Thursday (Th121)

D H A ST

Fee: \$345

GUMS R US Crown Lengthening: a User-Friendly Hands-On Course

Diagnosing the need for a crown-lengthening procedure is of paramount importance, as is understanding the differences between esthetic crown lengthening and functional crown lengthening on a posterior tooth. This hands-on experience using pig jaws will show you a step-by-step procedure to crown-lengthen teeth in both the anterior and the posterior regions of the mouth. Surgical, bone recontouring and suturing techniques will be demonstrated for and performed by each participant.

Dr. Lori Trost

Course Fr138 9 a.m. – 12 p.m.

Repeated from Thursday (Th122)

D H A ST

Fee: \$225

Reduce Your “Temporary” Making Anxiety

If fabricating temporaries frustrate you, this is your course! Use this hands-on program to learn step-by-step techniques for creating single and multi-unit temporaries. You will understand proper material selection, how to restore broken cusps and avoid undercut pitfalls, as well as methods to crafting a high-end, well-polished and durable temporary restoration. You will also become familiar with temporary cements and their benefits. Leave with restored confidence.

Ms. Jen Blake

Course Fr139 9:30 a.m. – 12:30 p.m.

Course Fr140 1:30 – 4:30 p.m. (Repeat)

A

Fee: \$65

Dental Assistant Product Showcase – Trends in Dentistry

Learn from the experts during this interactive learning experience for dental assistants. Join representatives from leading dental companies as they introduce products and services available for the treatment of patients. You will leave energized and with product samples to share with your team as you strive for better treatment options. Come celebrate the dental assistant with awesome door prizes just for you.

Cardiopulmonary Resuscitation Re-Certification

Course Fr141 9 a.m. – 12 p.m.

Course Fr142 1:30 – 4:30 p.m. (Repeat)

Repeated from Thursday (Th113 & Th114)

All Attendees

Fee: \$85

The American Heart Association (AHA) has issued revisions concerning the standards and techniques for CPR re-certification. Everyone previously trained in CPR now needs to know the new methods.

This course is designed for those needing CPR re-certification; it is not for someone learning CPR for the first time. It will include a written exam and hands on practice. You must have had CPR training within the last three years. Successful completion of each testing station and the written exam is necessary to satisfy license requirements. An online study guide is made available to those attendees who pre-register. Participants should review this material prior to arrival.

Note: Certification is valid for two years.

Preventive Equipment Maintenance

Course Fr143 9:30 a.m. – 12:30 p.m.

Course Fr144 1:30 – 4:30 p.m. (Repeat)

Repeated from Thursday (Th115 & Th116)

All Attendees

Fee: \$95

Service technicians from local dental supply companies will cover basic preventive maintenance and safety requirements for dental office equipment. Participants will learn how to properly maintain air compressors, vacuum systems, autoclaves, cavitrons, prophylaxis jets, handpieces, X-ray processors and digital sensors. The presentation will also address how to change o-rings in a leaking air/water syringe and solve many other maintenance issues that crop up in every dental office.

SUGGESTED AUDIENCE

KEY	D DENTISTS	ST STUDENTS
	H HYGIENISTS	SP SPOUSES
	A ASSISTANTS	All Attendees
	OS OFFICE STAFF	
	LT LAB TECHNICIANS	 New Speaker at Hinman

Participation course attendance is limited and is based upon instructor guidelines.
Supporting professionals are provided to ensure adequate interchange between instructors and participants.

Ms. Kim Miller

Course Fr145 10 a.m. – 12 p.m.

Repeated from Thursday (Th111)

D H

Fee: \$160



Dr. Tim Pendergrass



Course Fr148 1 – 3:30 p.m.

Repeated from Thursday (Th123)

D H ST

Fee: \$165



Temporomandibular Disorder: A Conservative yet Collaborative Approach

Temporomandibular disorder (TMD) is one of the most common sources of craniomandibular pain, not of a dental nature. This course will explore the temporomandibular joint from the physical to the biopsychosocial domain with emphasis on a conservative multi-modal interventional paradigm. This course will highlight some of the unique skills a physical therapist brings to the interventional table. The attendee will learn hands-on soft-tissue mobilization of specific muscles of mastication as well as joint mobilization techniques specific for TMD.

Unleash the Power of Piezo

Do your patients object to power scaling? Do you struggle to lay down your hand instruments and use ultrasonic technology at least 80 percent of the time? Using power scaling will not only help your patients achieve optimal health but reduce operator fatigue. Come experience the power of piezo technology and learn how you can provide care with a higher level of comfort and effectiveness. Attendees will learn the science behind piezo ultrasonic technology and instrumentation modality, increasing patient comfort level, time management, tip selection and replacement.

Dr. Allison Buchanan

Course Fr146 10 a.m. – 1 p.m.

Repeated from Thursday (Th102 & Th103)

All Attendees

Fee: \$180

Hands-On Radiology

The focus of this radiology course will be hands-on experience. The participants will have the opportunity to receive instruction and hands-on practice with digital panoramic radiography, intraoral imaging with direct digital sensors and phosphor plates, and hand-held radiographic units (NOMAD™). Instruction will also be provided for digital imaging (including advanced 3-dimensional cone beam computed tomography), radiographic technique with quality assurance and error trouble-shooting and radiation safety.

Dr. Lee H. Silverstein

Course Fr147 1 – 4 p.m.

Repeated from Thursday (Th108)

D H A ST

Fee: \$310

Atraumatic Extraction and Socket Grafting for the General Practitioner

This hands-on course will make it easy to remove teeth while saving the bony socket. Learn how to use regenerative barriers in a cost-effective and user-friendly way. This course will show you the how, when and why of socket grafting in a trademarked, easy-to-understand fashion.

Dr. Lee Ann Brady

Course Fr149 1 – 4 p.m.

D ST

Fee: \$350

Anterior Composite Layering

Placing anterior composite restorations is a routine component of restorative practice. From class three restorations to labial composite veneers, they can differentiate your practice as ordinary or extraordinary. Use this hands-on workshop to work with materials and techniques to take your anterior composites to the next level so your team and patients are raving about the aesthetic results.

Dr. Jeff J. Brucia

Course Fr150 1 – 4 p.m.

D

Fee: \$350

Direct Aesthetic Posterior Restorations: An Adventure in Excellence

Direct tooth bonded, aesthetic restorations have become one of the most requested and performed procedures in dental practice today. This in-depth, hands-on workshop provides detailed insight into the total spectrum of adhesive dental treatment, with a thorough review of dentin bonding techniques and materials that will kick off this course on the clinical technique and material selection for the Class II open and closed sandwich technique. Maximum is 24 attendees.

Participation course attendance is limited and is based upon instructor guidelines. Supporting professionals are provided to ensure adequate interchange between instructors and participants.

Dr. David L. Rothman
Course Fr151 1 – 4 p.m.
D H A OS ST
Fee: \$340

Pulp Therapy and Restorative Treatment in Primary Teeth
 So you've decided to save a primary tooth for space maintenance or esthetics, but you're just not sure how to do it. This hands-on course will review pulpotomies, pulpectomies and the appropriate restoration of the tooth, either with a composite or a stainless-steel crown. Attendees will perform a pulpotomy, place appropriate medication, and fit a stainless-steel crown to a typodont tooth.

Dr. Jamison R. Spencer
Course Fr152 1:30 – 4:30 p.m.
 Repeated on Saturday (Sa165)
D A ST
Fee: \$350

Hands-On Dental Sleep Medicine
 In this hands-on program, Dr. Spencer will expand on his lecture, Obstructive Sleep Apnea: Looking Beyond the Teeth and Saving Lives! Take a journey from the initial patient examination, to diagnosis, appliance selection, bite registration, fitting, follow up and avoiding side effects. Participants will take a bite registration on each other and also fit a morning repositioner.

Note: Course Fr244 is recommended prior to attending this course.

Ms. Kim Miller
Course Fr153 2 – 4 p.m.
 Repeated from Thursday (Th125)
D H
Fee: \$160



Blowin' Up Biofilm – The Power of Subgingival Air Polishing
 Biofilm destruction is one of the most important steps in achieving periodontal disease control. Recent advances in technology have made subgingival air polishing possible, making it a powerful tool for efficient and thorough biofilm removal. This course will give you the chance to experience the power of this new technology. Attendees will learn the science behind air polishing and biofilm removal, technique, tip selection, time saving and how-to techniques and concepts for treating implantitis.


Mr. Brantley Kitching 
Course Fr154 2 – 5 p.m.
 Repeated on Saturday (Sa158)
D H A LT
Fee: \$155


RPD and Denture Repairs
 This course will give participants the opportunity to repair a broken denture. We will replace a missing tooth, repair a midline fracture and broken peripheral boarder. Each participant will receive a list of supplies and equipment needed to complete denture repairs in their own office.

Dr. William Nudera 
Course Fr155 2 – 5 p.m.
 Repeated on Saturday (Sa157)
D ST
Fee: \$295

Predictable Endodontics: An Interactive Hands-On Technique Workshop
 Designed for the clinician to learn and immediately apply some basic concepts and principles to predictably negotiate, shape and disinfect the root canal system. Objectives include instrument sequencing, orifice modification, canal negotiation, file bending, apical patency, guide path requirements, shaping requirements and irrigation sequencing and protocols.

Note: Attendees are encouraged to bring magnification, illumination, and 3 to 5 pre-accessed teeth with no open apices and/or dilacerations.



SUGGESTED AUDIENCE			
KEY	D	DENTISTS	ST STUDENTS
	H	HYGIENISTS	SP SPOUSES
	A	ASSISTANTS	All Attendees
	OS	OFFICE STAFF	
	LT	LAB TECHNICIANS	 New Speaker at Hinman

Ms. Janice Hurley
Course Fr231 8 – 11 a.m.
All Attendees
Fee: \$135

Look Like a Million Without Spending it!

How to look like a million without spending it? This interactive workshop is filled with real-world examples and solutions to the challenges we face in our closets every day. Identify how individual poise and self-image affects both personal and business success. Learn how to avoid the most common image mistakes and shop with confidence to get the perfect fit every time.

REMEMBER WHEN...



1950

Auxiliaries invited to attend
 The Thomas P. Hinman Clinic for the first time.

What's Your Hinman story?

#MYHINMAN

Post a short video or a photo on social media letting us know:

- Why you return to Hinman year after year
- How many years you have been coming to Hinman
- A favorite memory from a past event
- What makes Hinman different from other dental meetings
- Why you are looking forward to attending Hinman 2017

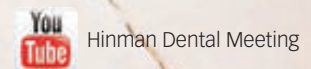
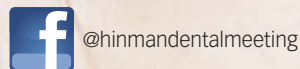


Hinman will make a donation to a scholarship bank each time a video or photo is shared with the hashtag #MyHinman.

Visit
Hinman.org/myhinman,
 to vote on which school
 will receive the
 scholarship(s) to
 disperse to a
 deserving
 student.



Post your #MyHinman story as a short video and be entered to win one of five \$500 CASH prizes at Hinman this March! Share the video with your followers on one (or more!) of the below outlets to be eligible for the prize and be sure to tag us!



You must be registered for and attend Hinman 2017 to claim your cash prize.



Dental Assisting Extravaganza: A Fabulous Full Day for Dental Assistants
Course Fr232

D A

Fee: Dentists \$150, All others \$90

6
HOURS

Dr. Mark Hyman

8 – 9 a.m.

A Day in the Life of A Top Gun Dental Team

Listen, learn and laugh your way through a fast paced, humorous review of “A Day in the Life” of a dynamic real world private dental practice. See how to capitalize on one another’s skills to improve the productivity of your practice and the quality of the service your team produces. Discover systems you can implement today to lower stress, prevent burn-out and increase your enjoyment of dentistry.

Ms. Katherine M. Eitel Belt

9 – 10 a.m.

Between a Roar and a Purr: Communicating with Clarity and Inspiration

Want to transform gossip into teamwork, complaining into collaboration, blaming into accountability and eliminate negative attitudes for good? Get the fun back! Apply these powerful tools to communicate expectations and leave teammates and patients feeling clear and inspired.

Ms. Jessica Wilson

10 – 11 a.m.

The Standard of Care for Infection Control

Review infection-control principles pertaining to sterilization, disinfection of patient-care items in accordance with CDC guidelines for optimal infection control and patient safety. Gain an understanding of how to manage dental instruments to continually withstand the rigors of instrument processing and sterilization. Learn to identify best practices and strategies to maximize safety and efficiency in instrument processing.

Lunch on your own from 11 a.m. – 12:30 p.m.

Ms. Judy Kay Mausolf

12:30 – 1:30 p.m.

W.O.W. Service for the Dental Assistant

Learn principles for strengthening communication skills, practice brand and service standards. Illuminate the patient decision making processes to create lasting impressions and exceptional experiences. Discover standards to deliver W.O.W. service with more focus and passion!

Dr. Lori Trost

1:30 – 2:30 p.m.

Become the “Awesome” Dental Assistant

Transform your role into an active and informed partner within the practice! Enhance your chairside techniques and create easier communication to provide more consistent patient care. You will fine-tune your initiative, raise your happiness quotient and leave energized – guaranteed!

Mr. Gary Zelesky



2:30 – 3:30 p.m.

The Passion-Centered Practice

Discover how knowing and embracing your passion and the passion of your team members will make your office more productive and profitable for everyone! Share exciting tools and systems for discovering and optimizing passion in both work and life. Get ready to be energized and motivated in a humorous way!



Business Office Bonanza: A Fabulous Full Day for Office Staff

Course Fr233

D OS

Fee: Dentists \$150, All others \$90

6
HOURS

Ms. Lois Banta

9 – 10 a.m.

Playing the Insurance and Accounts Receivables Game... Your Way

Is your office desk sagging from the weight of your insurance claims report? Accounts receivables out of control? Institute proven systems to effectively track A/R, follow up on past-due claims more efficiently and minimize your stress level. Design systems of collecting from patients and eliminate the “bad guy” perception.

Mr. Robert F. Spiel

10 – 11 a.m.

Igniting the Leader in You

In today's busy and often chaotic dental world, personal leadership is required by every team member to help your practice succeed. Learn the key elements of successful personal leadership – and how they translate into creating a dental team that is at the top of their game, and fulfilling to be a part of.

Ms. Katherine M. Eitel Belt

11 a.m. – 12 p.m.

Have Them at Hello™: Four Steps to Exceptional New Patient Phone Calls

Preview four simple, yet essential steps to mastering exceptional new patient calls and the empowering philosophy of eliminating scripts and trusting your instinctive greatness to relate perfectly to your callers. You can convert new callers to lasting patients every time!

Lunch is on your own from 12 – 1:30 p.m.

Ms. Janice Hurley

1:30 – 2:30 p.m.

Optimal Image Impact

What does it take to have your patients see you in the best light? There is no denying that things have changed in dentistry. Learn what it takes to put your best foot forward.

Ms. Laci L. Phillips

2:30 – 3:30 p.m.

The Art of Building a Great Team

The hiring process takes time, patience and a well laid out plan. Do you have one? Having a team you enjoy working with can make your days worth waking up for. Keeping those key team members takes more than luck. Do you have the systems in place to ensure your team will stay with you through thick and thin? And finally, letting someone go is never easy. Make sure you have the right verbal skills, an empathizing attitude and the proper documents to make the process less stressful.

Ms. Judy Kay Mausolf

3:30 – 4:30 p.m.

R.I.S.E. to Success – Systems and Strategies That Build High Performing Teams

Hear about the best practices that will help the entire team think differently, act differently, communicate effectively, work together better and make healthy decisions to cultivate a happier, healthier and higher performing practice culture!



Prevention Convention: A Fabulous Full Day for Hygienists

Course Fr234

D H

Fee: Dentists \$150, All others \$90

**6
HOURS**

Ms. Karen Davis

9 – 10 a.m.

Creating the Ultimate Doctor-Patient Hygiene Exam

Learn how to prevent the “I’ll give you a call...” response from patients following treatment recommendations during the dental hygiene appointment. Capitalize on that magical five to seven minute exam, using continuity between the dentist and dental hygienist without ruining everyone’s schedules. Strategic screenings provide the pathway for comprehensive diagnosis and treatment enrollment. Discover how to use a “triangle of communication” between the dentist, dental hygienist and the patient to gain case acceptance.

Dr. Tim Pendergrass



10 – 11 a.m.

Dental Dynamics: An Ergonomic Approach

As a dental team member you encounter many challenges that increase your risk of injury. This talk aims to highlight various strategies to minimize those risks through an optimal interaction between you, your patient and the operator.

Ms. Rachel Wall

11 a.m. – 12 p.m.

Understanding the Business of Hygiene – Uncovering Opportunity For Growth

While patient care is the primary focus, practice statistics are often the gauge for measuring the level of care being provided. Knowing how to analyze and monitor hygiene department statistics enables you to know at any moment how well your systems are being implemented – when to celebrate and when to get re-focused.

Lunch is on your own from 12 – 1:30 p.m.

Ms. Judy Bendit

1:30 – 2:30 p.m.

The Myths, Legends and Realities of OTCs

Explore all the myths, legends and realities of toothbrushes, toothpastes and mouth rinses. We will look at vintage commercials and evaluate how they have shaped our current philosophies and why we are so challenged with getting the right products into the hands of our patients. You will leave questioning many advertisements so as to make wiser decisions for yourself and your patients.

Ms. Nancy Dewhirst

2:30 – 3:30 p.m.

Hot Topics in Infection Control

Update your understanding of important clinical safety issues, blending science with reality. Review CDC Guidelines and State regulations for infection control – and real world challenges to safety. “Hot Topics” include hand hygiene, immunizations, personal protective equipment, instrument processing, surface disinfection and dental water asepsis. Enjoy learning the “so what?” of office safety and your options for mastering the “how” of infection control.

Dr. John Svirsky

3:30 – 4:30 p.m.

Great Cases with New Faces

Review this potpourri of interesting cases seen over the past few years. You will see unusual presentations ranging from benign to malignant. See how to approach cases and arrive at a diagnosis. You will help me to diagnose them. Some unusual “things” might pop up! A good time is to be had by all.

Dr. Gordon J. Christensen
Course Fr235 8 – 11 a.m.
All Attendees
Fee: Dentists \$80, All others \$50

Simplifying Restoration of Implants

Restoration of dental implants has become a necessity. What are the various options and which applies to what specific situation? Learn the techniques and the necessary materials and devices for restoring single implants with screwed on abutments and by screwing the crowns directly on to the implants. Decide whether connecting implants together or not connecting them, or connecting implants to natural teeth is a viable choice. Discover how to fabricate removable partial dentures restored with implant retention and support, and removable complete dentures restored with minimal implants. Finally, hear the latest about fixed and removable complete dentures supported with implants.

Ms. Naomi Cooper 
Course Fr236 8 – 11 a.m.
All Attendees
Fee: Dentists \$80, All others \$50

Get a Little Closer: How Social Media Can Help Deepen Patient Relationships

Explore the incredibly unique relationship between a patient and a healthcare provider, and how it's inherently different from the typical business/client relationship. You will come to understand the profound difference between patient satisfaction and patient loyalty, and how assuming they're the same thing can hurt your dental practice. Plus, learn Ms. Cooper's proven techniques for building patient loyalty via social media and electronic communication, and find out how using technology to deepen patient relationships pays off exponentially!

Dr. Henry A. Gremillion
Course Fr238 8:30 – 11 a.m.
All Attendees
Fee: Dentists \$80, All others \$50

TMD/Orofacial Pain Diagnosis and Management – Clarifying the Issues

Temporomandibular disorders (TMD) encompass a multitude of conditions and involve the temporomandibular joints, muscles of mastication and/or contiguous structures. The importance of individualizing diagnosis and management for optimum therapeutic outcomes is well recognized. This course will emphasize diagnosis and non-surgical management of this challenging yet common group of musculoskeletal disorders. Update your knowledge of the rationale, treatment options and expected outcomes in treating these challenging problems.

Dr. Martin Jablow 
Course Fr239 8:30 – 11 a.m.
D H A ST
Fee: Dentists \$80, All others \$50

What's New in High Tech Dentistry?

Hear the latest information to help you succeed in integrating the latest high tech dental products and software into your practice. You will learn about state-of-the-art diagnostics, magnification, easy predictable anesthesia delivery, minimally invasive dentistry, maximizing the Internet, digital impressions, lasers, social media, etc. Nothing stays the same and that includes dentistry. Join the revolution of high tech dentistry.

Dr. Lee Ann Brady
Course Fr240 8:30 – 11:30 a.m.
D A
Fee: Dentists \$80, All others \$50

Anterior Composite Artistry

Direct composite can be a conservative, durable and beautiful anterior material. Discover the variety of materials and techniques available today to take your composites to the next level so that your team and patients are raving about the esthetic results. Compare total etch to self etch techniques and distinguish the risks and benefits of each. The concept of layering for ultimate beauty and color control will be discussed in detail. Techniques for simplifying direct composite veneers and class four restorations will be presented.

Dr. Jeff J. Brucia
Course Fr241 8:30 – 11:30 a.m.
D A ST
Fee: Dentists \$80, All others \$50

Restorative Materials Update 2017

The numerous choices in restorative materials has confused the clinician as to what is best indicated in a given clinical situation. The continuous evolution in adhesive materials and techniques, combined with the ever-increasing demands for predictable and long lasting aesthetic restorations, demands continuous learning in the areas of material science and restorative technique. Use this course to update your knowledge about the restorative options and clinical techniques available to successfully deliver quality and predictable direct and indirect clinical care. This is a must see program for all wet fingered restorative dentists.

**2.5
HOURS**

**2.5
HOURS**

Dr. Harold L. Crossley**Course Fr242 8:30 – 11:30 a.m.****D H A ST****Fee: Dentists \$80, All others \$50****A Medley of Clinical and Practical Dental Pharmacology**

What is my antibiotic of choice for orofacial infections? How can I maximize their effectiveness? What's my alternative to using opiates for control of post-operative dental pain? What are the maximum daily doses of the non-opiate analgesics? How can I combine analgesics to increase their usefulness? This presentation explores the control of post-operative dental pain, the antibiotic(s) of choice for orofacial infections, and the antibiotic prophylaxis guidelines for the cardiac and/or orthopedic prosthesis patient.

Dr. Gregory Kinzer**Course Fr243 8:30 – 11:30 a.m.****D****Fee: Dentists \$80, All others \$50****Minimally Invasive Treatment Planning**

It has been said that the goal of dentistry is to make the patient worse at the slowest rate possible. However, the treatment options presented to the patient are often reflective of the skills and bias of the practitioner, rather than what might be in the best interest of the patients and their teeth. The chosen treatment should be minimally destructive and supported by the literature, requiring you to know the success / failure rates reported in the literature. Use this presentation to help you open your eyes to underutilized treatment options available today.

Dr. Jamison R. Spencer**Course Fr244 8:30 – 11:30 a.m.**

Repeated on Saturday (Sa285)

D H A LT ST**Fee: Dentists \$80, All others \$50****Obstructive Sleep Apnea: Looking Beyond the Teeth and Saving Lives!**

Dentists are uniquely positioned to easily evaluate for signs of obstructive sleep apnea. Oral appliance therapy can also be an effective treatment, literally saving lives. Review the basics of normal sleep, snoring and obstructive sleep apnea. This course will also cover diagnosis and treatment of obstructive sleep apnea, including the dentist's role and appliance selection.

Note: This course is recommended prior to attending course Fr152.

Dr. Barbara J. Steinberg**Course Fr245 8:30 – 11:30 a.m.****All Attendees****Fee: Dentists \$80, All others \$50****"Potpourri of Pearls" on Women's Health**

Discover "pearls" on the most current information on a "potpourri" of women's health issues impacting women of all ages. PMS, HPV, eating disorders, intimate partner violence, perimenopause, hot flashes, menopausal hormone therapy, diet and nutritional concerns, exercise, stress, heart disease, cancer, osteoporosis, etc. are some of the topics to be discussed. Time will be devoted to audience participation (not mandatory!) addressing attendees' questions and concerns.

Dr. Michael E. Pruett**Course Fr246 9 – 11 a.m.****D H A LT ST****Fee: Dentists \$80, All others \$50****2
HOURS****What to do When Implants Go Wrong**

Implants have proven to be a viable option for replacement of missing teeth and for retention of both fixed and removable prosthetics. They do, however, present their own set of challenges. This presentation will address both surgical and prosthetic failures. Topics will include diagnosis and management of complications at the time of surgery, ailing failing implants and management of prosthetic failures. A review of pre-operative planning in order to minimize failure and post-operative complications will also be discussed.

Dr. Stanley F. Malamed**Course Fr247 9 a.m. – 12 p.m.****All Attendees****Fee: Dentists \$80, All others \$50****Emergency Medicine in Dentistry**

Medical emergencies can, and do, happen in the practice of dentistry. Review how to prepare the office and staff to promptly recognize and effectively manage potentially life-threatening situations. Detailed discussion will focus on the proper response to altered consciousness: syncope, hypoglycemia and seizures; respiratory distress: asthma and hyperventilation; and drug-related emergencies: allergy and overdose (local anesthetic and sedative).

Mr. John K. McGill**Course Fr277 9 a.m. – 12 p.m.**

Repeated from Thursday (Th215)

D SP**Fee: Dentists \$80, All others \$50****Achieving Financial Independence**

Will you join the five percent of dentists who can afford to retire at age 65? Using these winning financial strategies, you can develop a game plan to reach financial freedom. This hard-hitting program contains inside information that simply won't be found elsewhere, gleaned from over 30 years of working exclusively with the dental profession. Learn how to reduce stress, develop winning saving and debt-reduction strategies, take advantage of huge tax-deductible retirement savings, dramatically increase business tax deductions, boost profitability, slash educational costs and discover tax-free income secrets.

Dr. Linda C. Niessen**Course Fr248 9 a.m. – 12 p.m.****All Attendees****Fee: Dentists \$80, All others \$50****Successful Aging: Oral Health for the Prime of Life**

American adults are living longer than ever and breaking stereotypes as they age. Today's grandmother is more likely to be wearing braces than dentures. This program discusses changes associated with aging and their impact on oral health. Learn how to address common chronic diseases in older adults and how they affect oral health. Prevention isn't just for kids. Cases will illustrate how the efforts of the dental team can help our patients age successfully.

Dr. William Nudera **Course Fr249 9 a.m. – 12 p.m.****D ST****Fee: Dentists \$80, All others \$50****Managing the Endodontic Emergency Patient**

Dental pain is one of the main reasons patients seek dental treatment. The philosophy of dentistry promotes the preservation of the natural dentition but emergency pain impacts the decision to retain or extract. The goal for managing emergency pain is to control acute symptoms so proper treatment planning can be accomplished without pain as an influencing factor. Review the specific rationale for dental pain, when to treat and when to medicate, team protocols and diagnosis, isolation techniques, local anesthetic strategies and endodontic treatment options.

Ms. Laci L. Phillips**Course Fr250 9 a.m. – 12 p.m.**

Repeated on Saturday (Sa288)

All Attendees**Fee: Dentists \$80, All others \$50****Dynamic Branding and Marketing: Bringing Your Story to Life**

Have you always wanted to write the story of your life? That is exactly what social marketing is. This course will discuss the three key components to bringing your story to life - branding, marketing and your "Webutation." Branding is who you are; it is the promises that you make to yourself and to your consumers. Marketing is discovering your target audience and implementing how to get the word out. And finally, your life is always changing and so could your "Webutation" - that is why monitoring it is essential. It is your story...let's bring it to life!

Dr. Jane A. Soxman**Course Fr251 9 a.m. – 12 p.m.****D H A ST****Fee: Dentists \$80, All others \$50****Clinical Techniques in Pediatrics**

This is a nuts and bolts course in pediatric procedures that includes interim therapeutic restorations, indirect pulp therapy for young permanent molars and pulp therapy for primary molars. Full coverage stainless steel and esthetic crowns for primary molars, extraction of primary dentition and local anesthesia techniques are also presented. Sharpen your clinical skills and expertise with a review of the dental literature and methods to decrease chair time and heighten confidence when treating your pediatric patients.

Dr. Mollie Winston**Course Fr252 9 a.m. – 12 p.m.****D A ST****Fee: Dentists \$80, All others \$50****Oral Surgery for the General Dental Practice**

Enhance your practice of oral surgery by imagining yourself in the patient's chair. Beginning with health history and radiographic review, you will learn when to treat and when to refer. Review atraumatic extractions, alveoplasties, frenectomies, biopsies, dental implants and many other surgical procedures. Discussion will include infection management and complications, along with assisting techniques information you can apply to your daily practice.

Ms. Nancy Dewhirst

Course Fr253 9:30 a.m. – 12:30 p.m.

Repeated from Thursday (Th221)

All Attendees

Fee: Dentists \$80, All others \$50

OSHA

Based on science, but grounded in clinical reality, this course reviews and updates OSHA-required training topics for ordinary and extraordinary situations, including general safety issues such as physical and chemical risks, infectious disease transmission and control, hazard communication and waste. Learn ways to improve the effectiveness of standard precautions while adjusting for higher risks such as aerosol transmitted diseases (ATDs). Handouts include useful checklists, patient screening forms and transmission-based precautions for infectious individuals.

Dr. Van B. Haywood

Course Fr254 9:30 a.m. – 12:30 p.m.

D H A OS ST SP

Fee: Dentists \$80, All others \$50

Tooth Bleaching: Bridging the Past to Future Trends

How current is your knowledge of bleaching products, appropriate concentrations, and technique variations? What is the proper examination for any bleaching procedure? Which technique is safest, most cost-effective and efficacious? Explore tray bleaching, in-office bleaching, and OTC bleaching based on published research and clinical experience, especially for children and older adults. Treatment for discolorations such as brown and white spots, single dark teeth, as well as nicotine stains and tetracycline-stained teeth will be discussed.

Dr. Jim Janakievski



Course Fr255 9:30 a.m. – 11:30 a.m.

D

Fee: Dentists \$80, All others \$50



Aesthetic Crown Lengthening – Collaborative Protocols for Predictable Outcomes

Review the diagnostic parameters and biologic rationale for clinical crown lengthening that will be of value to all members of the dental team. In addition, five different surgical treatment protocols will be outlined that can be used in a collaborative approach to achieve the desired aesthetic results.

Dr. Tieraona Low Dog

Course Fr256 9:30 a.m. – 12:30 p.m.

All Attendees

Fee: Dentists \$80, All others \$50

Nutrition for the Dental Team

A growing body of evidence now reveals the direct link between nutrition and oral health. Explore how macronutrients, micronutrients, glycemic index/load, dietary patterns and sugar substitutes impact oral health, periodontal disease and overall health. Learn the cutting-edge science behind the recommendations.

Dr. John A. Svirsky

Course Fr257 9:30 a.m. – 12:30 p.m.

All Attendees

Fee: Dentists \$80, All others \$50

Drugs I Have Known and Loved for Diseases That We Catch

This entertaining and informative course will dramatize the treatment of the oral diseases we see every day and even get (how awful!). The goal of this program is to provide practical clinical information to be used in all dental offices. The emphasis is on herpes, aphthous ulcerations, Candidiasis, lichen planus and dry mouth. The ‘boomers’ are getting older and dryer, and this is great for dentistry. Get ready to laugh, learn and make a major difference in the lives of your patients.

Mr. Robert F. Spiel

Course Fr258 12 – 2 p.m.

D OS SP

Fee: Dentists \$80, All others \$50



Hiring, Firing and Disciplining – Oh My!

Three of the most stressful moments for practice leaders is finding the right person to hire, letting staff go when all else has failed and disciplining to correct poor performance. Learn the simple, vital steps to (1) finding and hiring the right person for the job, (2) firing without feeling guilty (or angry) afterwards and (3) disciplining to create genuine change and results.

SUGGESTED AUDIENCE

KEY	D DENTISTS	ST STUDENTS
	H HYGIENISTS	SP SPOUSES
	A ASSISTANTS	All Attendees
	OS OFFICE STAFF	
	LT LAB TECHNICIANS	New Speaker at Hinman

Dr. Mark E. Hyman**Course Fr259 12 – 3 p.m.****All Attendees****Fee: Dentists \$80, All others \$50****The Secret Sauce: Hidden Ingredients of Highly Successful Teams**

What is it that differentiates the top practices from the average? What is their secret that leads to extraordinary production, collection, overhead control, team retention and fun? Laugh and learn as we reveal the formula, discuss action steps to take today and see your team re-engage and thrive.

Dr. Michael E. Pruett**Course Fr260 12 – 4 p.m.**

Repeated on Saturday (Sa284)

D H A ST**Fee: \$120****Conscious Sedation Permit Update**

Hear a review of the conscious sedation techniques covering the necessary continuing education requirements for those performing conscious sedation in the office. Learn about the current pharmacology update associated with conscious sedation and a review of potential emergencies associated with sedation in the dental office, airway management and management of emergencies during sedation. This course is intended to fulfill the requirements for continuing education for those with active sedation permits. **The following states will require conscious sedation permit updates for licensure: Georgia, Mississippi, North Carolina and Virginia. If your state is not listed, please check with your state board.**

Dr. Henry A. Gremillion**Course Fr261 1 – 4 p.m.****All Attendees****Fee: Dentists \$80, All others \$50****Potpourri of Orofacial Pain - Case Discussions**

Differential diagnosis of orofacial pain is an extremely challenging aspect of dental practice. Hear the latest about pain of non-odontogenic origin to include disorders of salivary glands, neurologic sources of craniofacial pain, various headache subgroups and craniofacial pain of musculoskeletal origin. Critical management considerations will be shared.

Dr. Gregory Kinzer**Course Fr262 1 – 4 p.m.****D ST****Fee: Dentists \$80, All others \$50****An Interdisciplinary Approach to Managing Esthetic Dilemmas**

In today's world of 'extreme makeovers', more adults are seeking dental treatment to correct specific anterior aesthetic discrepancies. Unfortunately, many of these patients are either missing teeth, have significant functional issues or both. When encountered, these problems often prohibit predictable and aesthetic restorative solutions. Therefore, it is often necessary to evaluate these patients from an 'interdisciplinary' treatment perspective. These patients frequently require pre-restorative orthodontic or surgical treatment to re-position the teeth, tissue or bone in order to facilitate a more aesthetic, functional and overall successful restorative result. Analyze a systematic approach to diagnosing and treatment planning aesthetic dilemmas, knowing when other disciplines may be necessary to help solve them and the techniques needed to complete treatment.

Dr. Nader Sharifi**Course Fr263 1 – 4 p.m.****D LT ST****Fee: Dentists \$80, All others \$50****A Partial Course on Partial Dentures**

Learn every nuance regarding the planning, fabrication and delivery of removable partial dentures. Review conventional RPDs, rotational-path designs, attachment RPDs and even implant-assisted RPDs. Improve every aspect of removable prosthodontics for your practice. Discover state-of-the-art procedures for impression making to ensure simple, easy results in a clinical setting for conventional RPDs as well as the most complex attachment or implant-assisted RPD envisioned. Simplify partial denture framework designs with basic rules that you can always apply.

Dr. Martin Jablow**Course Fr264 1:30 – 4 p.m.****D H A OS ST****Fee: Dentists \$80, All others \$50****Five Hot Technologies to Consider for Your Practice in 2017**

What technologies are hot for 2017? Explore some of the latest technologies that you should be able to implement into your practice. You will discover the technologies and real-world experiences that will help you make the decision process for purchasing these technologies easier. Understand digital impressions and the benefits to your practice, harness the power of the Internet to increase your office efficiency and successfully integrate other technologies into your practice.

Ms. Lois J. Banta**Course Fr265 1:30 – 4:30 p.m.****All Attendees****Fee: Dentists \$80, All others \$50****Top 10 Management Tools for a Successful Practice**

Designing systems and protocols for a good foundation of production and collections can be quite a challenge. Identify strategies and systems to keep your finger on the pulse of the practice so you can address day-to-day concerns before they become major issues. Focus on the must-have systems to achieve optimal results. Learn key strategies to grow your practice and develop effective communication skills to assist patients in making informed decisions.

Dr. Gerard J. Chiche**Course Fr266 1:30 – 4:30 p.m.****D LT ST****Fee: Dentists \$80, All others \$50****A Practical Update on All-Ceramic Crowns, Porcelain Veneers and Bonding**

This program will present a series of treated cases and demonstrate in great detail how to optimize clinical techniques with all-ceramic crowns using various ceramics including lithium disilicate, translucent zirconia and traditional zirconia and porcelain veneers situations. Emphasis will be placed on ceramics selection according to the clinical situation, the required esthetics and desired strength, tooth preparation requirements for optimum laboratory results, cement selection and step-by-step adhesive bonding techniques.

Ms. Naomi Cooper **Course Fr267 1:30 – 4:30 p.m.****All Attendees****Fee: Dentists \$80, All others \$50****Word of Mouth: The Secrets of Generating Referrals From Existing Patients and Through Online Reviews**

Learn the ideal way to ask a patient for a referral or an online review but also the perfect timing for doing so. Learn who in the practice should be asking for referrals and online reviews, and how to thank patients in a way that strengthens, rather than cheapens, the relationship. You will also understand the concept of online reputation management and why positive online patient reviews are just as important as personal referrals.

Mr. Charles Loretto**Course Fr268 1:30 – 4:30 p.m.****D SP****Fee: Dentists \$80, All others \$50****Financial Decisions the Dentist Must Get Right: Real-World Answers to Dentistry's Tough Financial Questions**

Learn proven formulas for building wealth, tax strategies to improve cash flow and the short- and long-term benefits of various investment environments. Take a look at pension laws and advantageous tax strategies to support pension planning. The course also covers best practices for purchasing or transitioning ownership of a practice and improving the efficiency. Get insight on similar practices with our case studies and begin evaluating your progress on the path to financial freedom.

Dr. Stanley F. Malamed**Course Fr269 1:30 – 4:30 p.m.****All Attendees****Fee: Dentists \$80, All others \$50****Cardiovascular Emergencies in Dentistry**

Cardiovascular emergencies represent a growing and serious issue in today's dental office. Use this in-depth course to review the prevention, recognition and management of cardiovascular emergencies, including angina pectoris, acute myocardial infarction and sudden cardiac arrest. Be better prepared for these emergencies in your practice.

Dr. Jane A. Soxman**Course Fr270 1:30 – 4:30 p.m.****D H A ST****Fee: Dentists \$80, All others \$50****Diagnosis and Treatment of Oral Trauma**

Learn updated systems for examination, diagnosis and the treatment of oral trauma in the pediatric patient. Timing and inclusions for follow-up examination, radiographic techniques and antibiotic recommendations are included. Many accidents lead to legal intervention, and findings that appear to be irrelevant or minor may ultimately be of significance. The thoroughness and organization of your dental records will not only ensure excellence in treatment, but may be significant for medico-legal support.



A fully reclining dental chair is introduced.

Ms. Rachel Wall

Course Fr271 1:30 – 4:30 p.m.

D H A OS SP ST

Fee: Dentists \$80, All others \$50

The Motivated Mindset: Why We Do What We Do With Periodontal Diagnosis and Treatment

Through science and communication strategies, learn how to replace damaging mindsets that hold you back from presenting perio treatment with positive, patient centered mindsets. They can easily triple the amount of perio therapy you're performing. Increase production, reduce stress and set yourself apart as a true healthcare professional.

Dr. Gordon L. Brady & Dr. Laura D. Braswell

Course Fr272 2 – 3:30 p.m.

All Attendees

Fee: \$35



Implant Complications

The number of implants being placed is increasing along with the number of complications. Learn the causes, prevention and treatment of implant problems. A literature review of techniques to salvage problematic implants will be presented. It is important to determine whether an implant is 'failing' or merely 'ailing'. Treating ailing implants with traditional surgery, bone grafting and laser therapy should be part of the informed consent options. Cases using both options will be presented showing good and bad outcomes. Peri-implantitis will also be discussed.

Dr. William E. Bruce II

Course Fr273 2 – 5 p.m.

D A LT ST

Fee: Dentists \$80, All others \$50

3 Steps To Esthetic Treatment Planning: Making it Simple

Esthetic dentistry has taken the world by storm. Now more than ever, it is imperative that we provide beautiful esthetics with predictability. Arm yourself with a simple and complete way of designing any case with great function and beauty. You will learn and understand the functional smile design checklist.

Dr. Van B. Haywood

Course Fr274 2 – 5 p.m.

D A ST

Fee: Dentists \$80, All others \$50

Restorative Parameters for Esthetic Success: Smile Analysis, Re-contouring and Composite Bonding

Prior to initiating bleaching or any esthetic treatment, it is important for the dentist to examine and diagnose the overall esthetic condition of the patient. Performing a smile analysis includes an evaluation of how the teeth are positioned in the face and their relationship to the lips, as well as a tooth-by-tooth analysis. Conservative treatments include re-contouring of the teeth, bonding or esthetic periodontal treatments.

Dr. Jim Janakievski



Course Fr275 2 – 5 p.m.

D

Fee: Dentists \$80, All others \$50

The Gingival Margin – Strategies and Techniques to Optimize Soft Tissue Aesthetics in Anterior Tooth Restoration and Replacement

Planning treatment for patients with short clinical crowns, gingival recession, missing or compromised anterior teeth can often be complex. The resulting anatomy of the alveolar ridge after periodontal attachment loss or extraction of a tooth can be a challenge to re-develop during the restorative process. Teeth with short clinical crowns or advanced recession require treatment to help create an aesthetic tooth proportion. Explore numerous techniques that have been developed to manage the gingival margin position. These include hard and soft tissue resection and/or augmentation protocols. These can be used together with immediate prosthetic replacement, orthodontic space/site management and tooth autotransplantation.

SUGGESTED AUDIENCE

KEY	D DENTISTS	ST STUDENTS
	H HYGIENISTS	SP SPOUSES
	A ASSISTANTS	All Attendees
	OS OFFICE STAFF	
	LT LAB TECHNICIANS	New Speaker at Hinman

Dr. Tieraona Low Dog
Course Fr276 2 – 5 p.m.
All Attendees
Fee: Dentists \$80, All others \$50

Life is Your Best Medicine

Everything you do can have a profound impact on your health. Today, despite widespread availability of medications and state-of-the-art medical technology, chronic illness afflicts more than 50 percent of Americans. There is overwhelming evidence that much of this illness has to do with lifestyle more than anything else. This means the road to vitality and health is within our own power. From wholesome food, herbal medicines and movement to meditation, interaction with nature and social connectedness, discover a road map to well-being that is, both, sensible and inspiring.

Dr. Ricardo Mitrani 
Course Fr278 2 – 5 p.m.
D
Fee: Dentists \$80, All others \$50

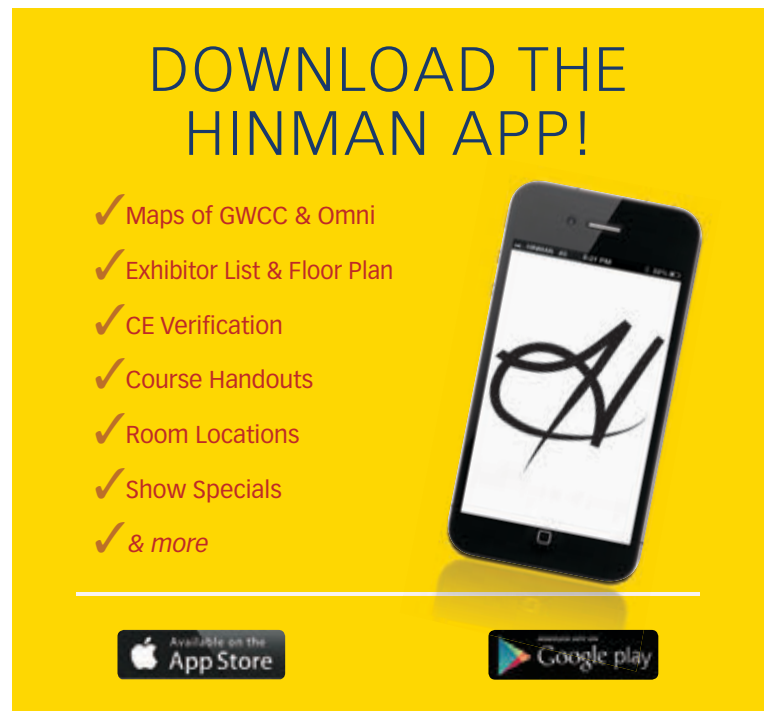
Treatment Planning for Dentogingival Aesthetics, The Ortho-Perio-Restorative Interface

One of the biggest challenges in contemporary dentistry is facilitating effective communication among the various specialties. This challenge is magnified by the patient’s desire for aesthetically driven treatment options. A significant percentage of contemporary interdisciplinary therapy consists of treatment in which either lost tissue (hard or soft) is added or redundant tissue is removed for a dentogingival correction. Learn how to obtain consistent and predictable results by surgeons, restorative dentists, orthodontists and dental technicians working closely together as a team.

Dr. Jason Olitsky 
Course Fr279 2 – 5 p.m.
D LT ST
Fee: Dentists \$80, All others \$50

The Seven Worst Violations of Smile Design and how to Avoid Them

Leading practitioners do a fantastic job of illustrating the many principles of smile design by giving ideals and ranges of ideal based on individual patient anatomical and physiological characteristics. Students of esthetic dentistry study principles of smile design to best quantify and communicate potential esthetic changes with the patient and dental team, including laboratory technicians. While this method of instruction is beneficial, it is helpful to also re-enforce those principles, which can be the worst to violate. Learn how to avoid canted smiles, correct reverse smile lines, manage buccal corridor, establish correct tooth proportions, restore proper incisal embrasure spaces, etc.




Visit the 2017 Exhibit Hall to source the most cutting-edge technology, services, products and education the dental industry has to offer. With more than 400 companies, the dynamic Hinman exhibit floor provides a unique experience. Search the exhibit floor for your favorite and new “must-see” exhibitors on Hinman.org or search for the Hinman app in the App Store or Google Play Store.

Free WiFi will be available in the Georgia World Congress Center, courtesy of



Dr. Brigitte Lovell 

Course Fr390 8 – 11 a.m.

Repeated from Thursday (Th322)

D ST

No Fee

Ouch! I Have Tooth Pain but No One Can Find Anything Wrong

Learn how to differentiate between odontogenic and nonodontogenic tooth pain. Neuropathic and neurologic pains can be deceptive within the dental field and can mimic dental pain. However, if everything appears normal, what is to be done for these patients? After attending, you will have a better understanding of atypical facial pains, including awareness and what to do about them.

Dr. Rella Christensen

Course Fr338 8:30 – 11:30 a.m.

All Attendees

No Fee

New Data on Critical Dental Questions 2017 – PART 2

Use the latest data compiled from the large clinical comparison studies by TRAC Research to update your knowledge of new changes here now and soon forthcoming in treatment of dental caries and what it takes to arrest caries. Discover why tooth preparation disinfection is important, new prevention products and concepts and when and how to use silver diamine. Use our research to understand what you can expect from new bioactive restorative materials, and the best products and methods for Class 2 resin-based composite restorations.

Note: Course Th326 is recommended prior to attending this course.

Dr. Bruce A. Edelstein

Course Fr339 8:30 – 11:30 a.m.

D H A LT OS ST

No Fee

Beyond Digital Dental Photography

This course will simplify digital photography like no other! Most importantly, it will go beyond image-capturing and inspire how to use this highly-effective tool to differentiate your practice. The entire dental team will be empowered and enthused to use digital photography to diagnose, communicate and orchestrate simple to complex cases. Come see how this added dimension can and will lead to higher case acceptance and dramatic, explosive practice growth!

New Product Forum

Course Fr340 9 a.m. – 12 p.m.

All Attendees

No Fee

What is one of the best reasons to attend a dental meeting? To learn about the newest products! Hear directly from the companies bringing you the latest products. Eighteen companies will present a new product or service and related research in an informative, obligation-free way. All presenting companies are on the exhibit floor for further information.

Mr. David L. Mainz

Course Fr341 9 a.m. – 12 p.m.

All Attendees

No Fee

Ten Bonus Years

You can add 10 extra healthy years to your life by just taking several simple steps. No need to become a marathon runner or eat tofu and bean sprouts! New research reveals surprising steps to healthy longevity. You'll learn the importance of personal relationships, life purpose, rest, eating nuts every day, etc. Experience this fun and practical presentation that you and your patients can use to live 10 bonus years.

Ms. Amber Riley 

Course Fr342 9 a.m. – 12 p.m.

All Attendees

No Fee

Beyond the Tag and Bag: Forensic Dentistry Beyond the Morgue Walls

Many areas of forensic dentistry go beyond the morgue. Hear an overview of state and national level disaster preparedness and response. Missing and unidentified persons efforts through NCIC and NamUS will be explained along with incident reviews of large-scale fatalities, their management and outcomes. Domestic violence and harm/assault recognition will be discussed as well as an examination of civil litigation in private practice and discussion on risk management and professional liability.

SUGGESTED AUDIENCE

KEY	D DENTISTS	ST STUDENTS
	H HYGIENISTS	SP SPOUSES
	A ASSISTANTS	All Attendees
	OS OFFICE STAFF	
	LT LAB TECHNICIANS	 New Speaker at Hinman

Mr. Gary Zelesky **Course Fr343 9 a.m. – 12 p.m.**

Repeated on Saturday (Sa375)

All Attendees**No Fee****The Passion-Centered Practice**

Discover how embracing the passion of your team will make the office productive and profitable. Recent challenging economic times have tested the true resiliency of individuals. People who know their passion are not defined by circumstances, but by courage. Share practical tools and systems for discovering and optimizing passion in both work and life. Learn techniques that ensure that you will remain engaged to become the change you seek.

Dr. William E. Bruce II**Course Fr344 9:30 a.m. – 12:30 p.m.****D A LT ST****No Fee****Occlusion Simplified: Making Everyday Occlusion Easy and Predictable**

Failures can destroy a dental practice. Therefore, predictability is a must. Discover the principles of occlusion that you 'MUST KNOW' in a simple and understandable way. You will be able to diagnose healthy from dangerous TMD conditions.

Dr. Mitchell J. Gardiner**Course Fr345 9:30 a.m. – 12:30 p.m.****D H A OS SP ST****No Fee****Complete and Honest Medical History and Valid Informed Consent Documentation – You Cannot Practice Without Them**

A complete and truthful medical history is the foundation for protecting your patients from harm. The valid informed consent discussion is the foundation for protecting the dentist from liability from injuries and mishaps. Dentists often times do not have either of these in their documentation. Review both concepts completely so that you will know their critical importance as it relates to patient care and dentist liability. Actual malpractice cases that involve medical histories and informed consent will be analyzed and discussed.

Dr. Michael Falkel **Course Fr346 10 a.m. – 12 p.m.****D H ST****No Fee****Buffering Local Anesthetic Hits its Stride**

Focus on the science of local anesthesia and the factors that contribute to inconsistent anesthetic performance. The course will detail the role that pH plays in the biochemistry of local anesthetic and the ability of a standard dental anesthetic injection to provide the analgesia necessary for all dental procedures. It will also introduce technology that allows dental practitioners to neutralize standard dental anesthetic cartridges chairside, allowing the dental office to take control of their schedules.

Mr. Rick Griggs **Course Fr347 10 a.m. – 12 p.m.****All Attendees****No Fee****Blue Ocean (Quid Novi) Innovation**

Lasting success comes from innovation. Read the news, watch the reports, study the market...those who succeed innovate! Based on the books, Blue Ocean Strategy, The Book of Invention and Triumph in Teams (Griggs), here is how to add value to make yourself stand out for customers, employers and investors. We say that balance is the tool, achievement is the goal...this is Balanced Mastery. A strategy for innovation combines mastery and balance in a 'Blue Ocean' of success.

Dr. Harold L. Crossley**Course Fr348 1 – 2:30 p.m.****D H A ST****No Fee****Clinically Important Drug Interactions and How to Avoid Them**

Today our patients are taking a myriad of prescription and non-prescription drugs. Some of these drug interactions are life threatening, others are of little consequence. What are some of the alternative medications that can be used that do not interact? Discover a common medication used in dentistry that interacts with a common blood thinner to possibly cause a heart attack. Mechanisms of the most important dental drug interactions and how to manage them will be discussed.

**2
HOURS****2
HOURS****1.5
HOURS**

Mr. Terry Fohey
Course Fr349 1 – 2:30 p.m.
All Attendees
No Fee



Hybrid Restorations: The Risk and Reward Ratio of Implant Placement, Material Selection and Design

Patients with hopeless dentition are looking for more permanent tooth replacement solutions. Properly planned implant-supported hybrid restorations combine several treatment steps to reduce complexity without compromising the outcome. Explore the design and material selection choices that create the least financial risk to the patient, dentist and laboratory. Hear his experience with this advanced procedure, including the success of new high performance polymer resins being used for substructures and why they may be the right choice.

Mr. David L. Meinz
Course Fr350 1 – 4 p.m.
All Attendees
No Fee

Energize Your Life!

Life is hectic! Hear how to survive and thrive in today's fast-paced lifestyle. Discover the latest on coffee, caffeine and energy drinks. Learn the difference between 'good bugs' and 'bad bugs' and why the good ones may help you lose weight. Plus, the four vitamin supplements you MUST take for optimal health and energy. A FUN, information-packed presentation guaranteed to put energy in your personal and professional life!

Dr. Michael Falkel 
Course Fr351 1:30 – 4:30 p.m.
D H ST
No Fee

Local Anesthesia – Technique, Anatomy and Physiology in the Digital Era

This presentation will focus on the techniques and anatomy for all dental injections through an exciting, novel digital teaching modality. Visualization of vital structures and anatomical landmarks will be delivered in an unforgettable approach using CT and MRI scan data with 3D volume rendering and maximum intensity imaging. Utilizing this teaching approach can make all techniques easier, safer and effective.

Ms. Jessica Wilson
Course Fr352 1:30 – 4:30 p.m.
D H A OS ST
No Fee

The Standard of Care for Infection Control


Review infection-control principles pertaining to sterilization, disinfection of patient-care items in accordance with CDC guidelines for optimal infection control, and patient safety. You will gain an understanding of how to manage dental instruments to continually withstand the rigors of instrument processing and sterilization. Learn to identify best practices and strategies to maximize safety and efficiency in instrument processing.

Dr. Allison Buchanan
Course Fr353 2 – 3 p.m.
D H A ST
No Fee



CBCT, Changing the Realm of Diagnostics in Oral Radiology

Hear the latest on 3-D imaging in dentistry through the use of cone beam computed tomography (CBCT). Clinical cases will be used to demonstrate the utility of 3-D imaging as well as certain diagnostic tasks in which CBCT is lacking. The dose of CBCT will be discussed in reference to conventional 2-D imaging, and an introduction to 3-D software and data transfer will be provided. In addition, a brief overview of incidental findings pertinent to CBCT will be presented.

Mr. Rick Griggs 
Course Fr354 2 – 4 p.m.
All Attendees
No Fee



Balanced Mastery: Are you Obsessed, Possessed or Blessed?

Hear three styles of achievement at work and in personal life - two common styles have negative consequences and one has been followed by positive ones. The tool narrows life priorities to five, diagrams them and finally scores them. The 10 Achievement Factors are the top correlations among Olympic athletes, organizational CEOs and those who sustain their accomplishment over long periods of time. Machiavelli's Power explores the role of the lion, fox and dove in managing our lives. Finally, the Tantalus Complex explains why we push toward our goals yet seem to go backwards at the same time.

SUGGESTED AUDIENCE

KEY	D DENTISTS	ST STUDENTS
	H HYGIENISTS	SP SPOUSES
	A ASSISTANTS	All Attendees
	OS OFFICE STAFF	
	LT LAB TECHNICIANS	 New Speaker at Hinman

Dr. Barbara J. Steinberg
Course Fr355 2 – 4 p.m.
All Attendees
No Fee



Oral Health and Dental Management of the Pregnant Patient

Update your understanding of oral manifestations that may be encountered in pregnancy and myths regarding dental treatment for the pregnant patient. Emphasis will be placed on the new consensus statement produced by an expert workgroup meeting convened by the Health Resources and Services Administration, in collaboration with the American College of Obstetricians and Gynecologists and the American Dental Association, coordinated by the National Maternal and Child Oral Health Resource Center. Common medications prescribed by dental practitioners and their safety in pregnancy and breastfeeding will be analyzed.

Ms. Karen Davis
Course Fr356 2 – 5 p.m.
All Attendees
No Fee

Connecting the Dots Between Cancer, Chronic Illness and Periodontal Diseases

Navigating through scientific literature to understand its application to health, wellness and disease is a daunting task. What is hype and what is science? What are the shared risk factors between cancer, chronic illnesses and periodontal diseases? What role does inflammation play in disease development? Examine emerging trends in disease management and delve into current data that should compel dental professionals to connect the dots between oral and overall health, and proactively guide patients toward reducing their risks.

Dr. Mitchell Gardiner
Course Fr357 2 – 5 p.m.
All Attendees
No Fee

A Simulated Dental Malpractice Court Case Presented Live

Using an actual dental malpractice case, this program will portray what really takes place in the courtroom between a defendant dentist and malpractice lawyers. You will get to see and hear the examination and trial testimony of the dentist by two of Atlanta’s premier malpractice attorneys. Question and answer periods will allow course members to better understand procedures and types of questioning common in court. A jury of dentists will determine the outcome. Share this rare opportunity to experience a malpractice trial live.

Dr. Harold L. Crossley
Course Fr358 3 – 4:30 p.m.
All Attendees
No Fee



The Basics of Marijuana and its Impact on Dental Treatment

Marijuana has been legalized in several states for recreational or medical use. Inevitably, the dentist and staff will treat some of these marijuana users. Are there any drug interactions between marijuana and drugs administered in the office? What is the biggest concern when treating a patient under the influence of marijuana? This brief presentation will discuss some of the concerns about marijuana use, its bearing on dental treatment and a pharmacologic basis for medical uses.

Note: NO ONE UNDER 18 YEARS OF AGE IS PERMITTED TO ATTEND.

Ms. Janice Hurley
Course Fr359 3:30 – 5 p.m.
All Attendees
No Fee



Up Front and Personal

Using verbal, visual and body language tools to get your best results. What are the top five ways we undermine ourselves with our patients and don’t even know it? How do you talk about the social skills so necessary to a team’s success without offending others? Answer these questions and more. You will walk through the dos and don’ts of how to achieve that charismatic level of success for your practice.





At dental meeting

Mrs. Garnet Morden (left) and Mrs. John O. Wilson attend a "Look at the New South" luncheon and fashion show in the ballroom of the Americana Motor Hotel which was a Tuesday event for wives of dentists attending the Thomas P. Hinman Dental Meeting this week. Mrs. Morden was chairman and Mrs. Wilson co-chairman of entertainment for the ladies attending the meet. (Times photo by Tom Hubbard)

1965
Hinman was frequently featured in local newspapers.

SATURDAY HIGHLIGHTS

- Women in Dentistry** 8 a.m. – 1 p.m.
- Pediatric Dentistry Program with Children's Healthcare of Atlanta** . . . 8 a.m. – 1 p.m.
- Lab Tech Day** 8:30 a.m. – 4 p.m.
- Technical Exhibits** 9:30 a.m. – 3 p.m.
- Dental Student Networking Coffee Talk** 10 – 11:30 a.m.
- Career Connections** 11 a.m. – 1 p.m.




SUBJECT	SPEAKER	PAGE	SUBJECT	SPEAKER	PAGE
Anesthesia/Sedation	Pruett	56	Pediatric Dentistry	Rothman	57
	Malamed	58		Soxman	57
Cosmetic/Esthetic Dentistry	Bruce	54	Periodontics	Silverstein	54, 55
	Chiche	62		Edelstein	61
CRDTS		60, 63	Pharmacology	Crossley	63
Dental Materials and Techniques	Kitching	54	Photography	Edelstein	64
Diagnosis/Treatment Planning	Hyman	58	Practice Management	Phillips	58, 64
				Banta	61
Digital Dentistry	Scherer	55, 57		Hyman	61
Endodontics	Nudera	54		Zelesky	62
	Pafford	60		Lanthier	63
Finance	McGill	61	Practice Transitions	Loretto	60, 62
Health and Wellness	Low Dog	58		Manji	60
	Steinberg	63		McGill	60
Implant Dentistry	Brady, G.	58, 64	Prosthodontics	Sharifi	54
Lab Tech	Kitching	54	Radiology	Pafford	60
	Carpenter, Carson, Hodges, Polansky	59	Restorative Dentistry	Brucia	55
Legal/Malpractice	Gardiner	60		Kinzer	58
Occlusion	Kinzer	58		Chiche	62
	Gremillion	61		McDonald	62
Oral Surgery	Edwab	54	S.I.L.V.E.R. Program	Loretto, Manji, McGill	60
	Silverstein	54, 55	Sleep Medicine	Spencer	55, 57
Oral Pathology	Davis	55		Colquitt	64
	Svirsky	62	Technology	Jablow	58
Orthodontics	Heymann	61, 64	TMJ/TMD	Gremillion	61
	Dunwody	63		Jones	62
			Women in Dentistry	Low Dog, Niessen, Steinberg, Winston	56

Participation course attendance is limited and is based upon instructor guidelines. Supporting professionals are provided to ensure adequate interchange between instructors and participants.

Dr. William E. Bruce II
Course Sa156 8:30 – 11:30 a.m.
All Attendees
Fee: \$350

A Predictable Guide to Perfect Veneers – From Prep to Provisionals


Participants will have the opportunity to use some of the latest proven materials and learn the functional rules of esthetics. Learn to organize an anterior case esthetically and functionally. Discover how to create the perfect mock-up and use innovative materials to create guides for the perfect prep and amazing temporaries. You will walk through an anterior case in a step-by-step fashion.

Dr. William Nudera 
Course Sa157 8:30 – 11:30 a.m.
 Repeated from Friday (Fr155)
D
Fee: \$295

Predictable Endodontics: An Interactive Hands-On Technique Workshop

Designed for the clinician to learn and immediately apply some basic concepts and principles to predictably negotiate, shape and disinfect the root canal system. Objectives include instrument sequencing, orifice modification, canal negotiation, file bending, apical patency, guide path requirements, shaping requirements and irrigation sequencing and protocols.

Note: Attendees are encouraged to bring magnification, illumination, and 3 to 5 pre-accessed teeth with no open apices and/or dilacerations.

Mr. Brantley Kitching 
Course Sa158 9 a.m. – 12 p.m.
 Repeated from Friday (Fr154)
D H A LT
Fee: \$155

RPD and Denture Repairs

This course will give participants the opportunity to repair a broken denture. We will replace a missing tooth, repair a midline fracture and broken peripheral boarder. Each participant will receive a list of supplies and equipment needed to complete denture repairs in their own office.

Dr. Nader Sharifi
Course Sa159 9 a.m. – 12 p.m.
D LT ST
Fee: \$450

Anything but the Denture: Overdenture Solutions for the Lower Arch

Patients will often do anything they can to avoid wearing a complete denture including staying in a failing dentition. Overdentures help overcome this obstacle. This course will address the option of overdentures with natural teeth or implants as the abutments. Learn how many implants are necessary and where they should be placed. The many attachment options will be broken down into simple categories with clear guidelines for selecting one attachment over another. Most importantly, you will also complete a hands-on impression of an overdenture as well as complete the pick-up of an attachment under a complete denture. The denture and model can be taken home as a demonstrator model for patient education.

Dr. Lee H. Silverstein
Course Sa160 9 a.m. – 12 p.m.
D A
Fee: \$280

Suturing for the General Practitioner and Surgical Staff


This intense, yet fun, hands-on course makes suturing and socket grafting easy with discussions on materials, needles, techniques and surgical knots. It also shows the how, when and why of suturing for specific clinical procedures and the placement of regenerative barriers. This course is a must for all members of the surgical team.

Dr. Robert R. Edwab
Course Sa161 9:30 a.m. – 12 p.m.
DENTAL STUDENTS ONLY
No Fee



Hands-On Oral Surgery Workshop for DENTAL STUDENTS ONLY

This hands-on course will give you the chance to broaden your future scope of practice by making oral surgery more enjoyable and predictable. Following step-by-step techniques, you will use fresh pig mandibles for soft tissue surgery and suturing. Learn the proper use of cowhorn and ash forceps and rongeurs for extractions, alveoplasties and root removals.

SUGGESTED AUDIENCE			
KEY	D	DENTISTS	ST STUDENTS
	H	HYGIENISTS	SP SPOUSES
	A	ASSISTANTS	All Attendees
	OS	OFFICE STAFF	
	LT	LAB TECHNICIANS	 New Speaker at Hinman

Participation course attendance is limited and is based upon instructor guidelines. Supporting professionals are provided to ensure adequate interchange between instructors and participants.

2 HOURS

Dr. Jeff J. Brucia
Course Sa162 9:30 a.m. – 12:30 p.m.
D
Fee: \$350

Achieving Clinical Excellence With Indirect Aesthetic Posterior Restorations

This in-depth workshop provides detailed insight into the total spectrum of indirect restorative materials indicated for use in the posterior area. A detailed lecture will parallel this comprehensive hands-on clinic on the step-by-step careful planning and systematic coordination of the preparation, temporization, laboratory fabrication and placement of the partial coverage bonded restoration.

Dr. Michael Scherer 
Course Sa163 10 – 11:30 a.m.
All Attendees
Fee: \$245

1.5 HOURS

Intraoral Scanning for Crowns, Bridges and Implants

This course is the hands-on component in conjunction with A Review of Intraoral Scanning: Scanners, Accuracy and Clinical Techniques. Participants will attend this session to experience an interactive intraoral scanning session where in-depth knowledge and experience with intraoral scanning can be obtained. Participants begin by scanning models of crown/bridge implants, then scan their own or each other's teeth (depending upon ability and setup of room) and finally use the scanner to upload a digital prescription to be sent to the laboratory.

Note: Course Sa282 is a prerequisite for this course.

Dr. Lee H. Silverstein
Course Sa164 1 – 3 p.m.
DENTAL STUDENTS ONLY
No Fee

Suturing for DENTAL STUDENTS ONLY

This hands-on course makes suturing easy. Discussion will cover the specifics of materials, needles, techniques, and types of surgical knots. Learn the how, when and why of suturing for particular clinical procedures. This clinically oriented course is for dental students and will teach you everything you need to master all types of suturing.

Dr. Jamison R. Spencer
Course Sa165 1 – 4 p.m.
 Repeated from Friday (Fr152)
D A ST
Fee: \$350

Hands-On Dental Sleep Medicine

In this hands-on program, Dr. Spencer will expand on his lecture, Obstructive Sleep Apnea: Looking beyond the teeth and saving lives. Take a journey from the initial patient examination, to diagnosis, appliance selection, bite registration, fitting, follow up and avoiding side effects. Participants will take a bite registration on each other and also fit a morning repositioner.

Note: Course Fr244 or Sa285 is recommended prior to attending this course.

INTERACTIVE COURSE

Ms. Karen Davis
Course Sa280 9 – 11 a.m.
D H
Fee: \$185

2 HOURS

Oral Cancer Screening Workshop – If Not You, Then Who?

Early diagnosis of oral cancer enables an 80–90 percent survival rate, but with late diagnosis, mortality can reach almost 50 percent within five years. This hands-on course will help you understand the growing risks associated with oral cancer, including the surge of e-cigarettes and the HPV virus. You will learn the skills to provide thorough intraoral and extraoral examinations. This participation course involves, both, providing and receiving an oral cancer screening with an adjunctive oral cancer screening device.



WOMEN IN DENTISTRY

Courses for women followed by a panel discussing how to achieve a work/life balance.

Course Sa281 8 a.m. – 1 p.m. | D | Fee: \$80



Dr. Tieraona Low Dog

8 – 9 a.m.

Estrogen and Progesterone: Facts and Fallacies

Discover what every woman needs to know about estrogen and progesterone. Explore and discuss the risks and benefits of different types of oral contraceptives. Learn where the evidence currently stands regarding hormone therapy during menopause, as well as effective alternatives, how to reduce your exposure to xenoestrogens in the environment and much more.



Dr. Linda Niessen

9 – 10 a.m.

Women's Oral Health

From puberty to adolescence through adulthood, some oral diseases and conditions are more common in girls and women. This program will focus on a few oral conditions affecting women, from the common (pregnancy) to the uncommon (Sjogren's syndrome, domestic violence).



Dr. Barbara Steinberg

10 – 11 a.m.

The Four S's of Optimal Aging: Sex, Sleep, Stress and Social Networks

Discover the effects of sex, sleep and stress on disease and aging. The importance of social networks, optimism and laughter and their benefit to successful aging will be discussed. In a fun and entertaining format participants will gain an understanding of how the four S's will impact on aging optimally!



Dr. Mollie Winston

11 a.m. – 12 p.m.

Oral Surgery for the General Dental Practice

"Pull 'em or Pass on 'em." As females do we need to practice oral surgery in a different manner? Are the mechanics of extractions different for a woman? An overview presentation of extractions and complications in a general dental office. Techniques for dental assistants in oral surgery will also be discussed.

12 – 1 p.m. Panel discussion and lunch

PEDIATRIC DENTISTRY PROGRAM with CHILDREN'S HEALTHCARE of ATLANTA

Course Sa283 8 a.m. – 1 p.m.
All Attendees
Fee: \$80



Children's
Healthcare of Atlanta

Dr. David Rothman
8 – 9 a.m.

Secrets of Pediatric Dentistry: What You Weren't Taught in Dental School!

Are you overwhelmed with angst when you know children will be coming to your office? Are you surprised when little Johnny, who was a lion in your office, was a lamb in Dr. Pedro's? Learn secrets for making the day a pleasant one with children, addressing behavior management, anesthesia, sealants, esthetic restorative dentistry, pulp therapy and simplified space maintenance.

Dr. Jane Soxman
9 – 10 a.m.

Becoming the Pediatric Alpha Pup

Treating challenging children today requires a new approach for behavior guidance. Defend and deny or permissive parenting, along with parents who attempt to direct treatment, bring a new dimension to treatment capabilities. The multiple factors that influence a child's behavior and methods to engage and involve parents are presented.

Dr. David Rothman
10 – 11 a.m.

Ouch, that Hurts! Assessing and Treating Dental Emergencies in Children


This presentation will review the most common dental emergencies in children and their treatment, including rapid neurological assessment, treatment options and follow-up protocols. Parents expect 24/7 availability, and determining what's important and what's not beforehand will prepare you and your team on how to assess the situation and decide a course of action.

Dr. Jane Soxman
11 a.m. – 12 p.m.

Know When to Hold 'Em and When to Fold 'Em

Identification and timely intervention for problematic presentations in the pediatric patient assure not only the child's developmental well-being but may also minimize future treatment costs. Upper airway obstruction, ectopic eruption of first permanent molars and maxillary permanent canines will be discussed.

**12 – 1 p.m. Panel discussion with lunch provided by
Children's Healthcare of Atlanta**

Dr. Michael Scherer 
Course Sa282 8 – 9:30 a.m.
All Attendees
Fee \$35

1.5
HOURS

A Review of Intraoral Scanning: Scanners, Accuracy and Clinical Techniques

Digital impressioning is rapidly changing and making our decision to incorporate technology into everyday clinical practice intimidating. This seminar aims to describe intraoral scanning technology, will review the various scanners available on the market including literature on their accuracy, and analyze their costs that will assist the clinician in making a sound decision in the dental marketplace. Additionally, clinical techniques associated with intraoral scanning will be described in depth and strategies on how to seamlessly incorporate scanning into everyday clinical workflow will be discussed.

Note: This course is a prerequisite for course Sa163.

Dr. Michael E. Pruett
Course Sa284 8 a.m. – 12 p.m.

Repeated from Friday (Fr260)

D H A ST

Fee: \$120

4
HOURS

Conscious Sedation Permit Update

Hear a review of conscious sedation techniques covering the necessary continuing education requirements for those performing conscious sedation in the office. Learn about the current pharmacology update associated with conscious sedation and a review of potential emergencies associated with sedation in the dental office, airway management and management of emergencies during sedation. This course is intended to fulfill the requirements for continuing education for those with active sedation permits. **The following states will require conscious sedation permit updates for licensure: Georgia, Mississippi, North Carolina and Virginia. If your state is not listed, please check with your state board.**

Dr. Jamison R. Spencer
Course Sa285 8:30 – 11:30 a.m.

Repeated from Friday (Fr244)

D H A LT ST

Fee: Dentists \$80, All others \$50

Obstructive Sleep Apnea: Looking Beyond the Teeth and Saving Lives!

Dentists are uniquely positioned to easily evaluate for signs of obstructive sleep apnea. Oral appliance therapy can also be an effective treatment, literally saving lives. Review the basics of normal sleep, snoring and obstructive sleep apnea. This course will also cover diagnosis and treatment of obstructive sleep apnea, including the dentist's role and appliance selection.

Note: This course is recommended prior to attending course Sa165.

Dr. Gregory Kinzer 
Course Sa286 9 a.m. – 12 p.m.
D LT ST
Fee: Dentists \$80, All others \$50

Managing Esthetics and Tooth Wear

No single factor has as much influence on the long-term predictability of restorations as the occlusion. This is especially true with the increased use of all-ceramic restorations and implants. In order to increase the predictability of the restorative treatment and reduce the potential for ceramic fractures, special attention needs to be given to the occlusal design. Learn to focus on the three areas of occlusion that need to be evaluated for every patient. The information applies to the entire spectrum of restorative dentistry, whether the restoration is a single tooth or a full mouth reconstruction.

Dr. Stanley F. Malamed
Course Sa287 9 a.m. – 12 p.m.
D H ST
Fee: Dentists \$80, All others \$50

Is the Mandibular Block Passé?

One of the most important injections in dentistry is the “mandibular nerve block,” yet it possesses a significantly high failure rate. Analyze reasons for this failure and methods for overcoming this important clinical problem. Alternative techniques such as the Gow-Gates, Vazirani-Akinosi, PDL, Intraosseous and Articaine via mandibular infiltration and buffered lidocaine will be reviewed.

Ms. Laci L. Phillips
Course Sa288 9 a.m. – 12 p.m.
 Repeated from Friday (Fr250)
All Attendees
Fee: Dentists \$80, All others \$50

Dynamic Branding and Marketing: Bringing Your Story to Life


Have you always wanted to write the story of your life? That is exactly what social marketing is. This course will discuss the three key components to bringing your story to life - branding, marketing and your “Webutation.” Branding is who you are; it is the promises that you make to yourself and to your consumers. Marketing is discovering your target audience and implementing how to get the word out. And finally, your life is always changing and so could your “Webutation” - that is why monitoring it is essential. It is your story...let’s bring it to life!

Dr. Gordon L. Brady
Course Sa289 10 – 11:30 a.m.
All Attendees
Fee: \$35

**1.5
HOURS**

You Can’t Have Implants, You Have No Bone! Or Wait, There May Be Something We Can Consider

What about those extreme cases of bone loss, especially full arch cases? What options do you give your compromised patients? Discover some of the highly advanced techniques of treating those patients with severely challenging anatomy due to bone loss. The latest technology combined with available biogenetically engineered products, such as bone morphogenic proteins, osseo-distraction and implants, sometimes as long as 5 cm, helps most patients with severe bone loss regain their quality of life.

Dr. Martin Jablow 
Course Sa290 10:30 a.m. – 12 p.m.
D H A
Fee: \$35

**1.5
HOURS**

Apps, Apps and More Apps

Apps are everywhere. We live in the era of the smartphone and tablets. Whether it is iOS or Android, there are applications that dentists can use to be productive and educate patients. Learn about inexpensive ways to mount a tablet in your operatory and learn different ways to incorporate tablets into your front and back office systems. Understand why apps are the future in the dental operatory and how integrating apps can help your practice.

Dr. Tieraona Low Dog
Course Sa291 1 – 4 p.m.
All Attendees
Fee: Dentists \$80, All others \$50

The Relationship of Environment and Human Health

How does our environment influence human health and disease? Understand the direct pathological effects of chemicals and radiation, and some biological agents, on human health with the psychological, social and physical (where we live and work) effects on our well-being.

MEET THE EXPERT

Dr. Mark E. Hyman
Course Sa292 1:30 – 2:30 p.m.
All Attendees
Fee: \$50

**1
HOUR**

New Patient Experience

“I NEED MORE NEW PATIENTS!”...Right? Maybe not! What might happen if you decided to slow down, have private uninterrupted relationship time, and applied time-tested human relations principles to WOW every new patient. Enjoy an afternoon of role playing, learning how to ask better questions, listen effectively and guide your new patient to ask for the finest optimal care dentistry can offer! Never forget – two things can happen when you ask but only one when you don’t!

Note: This course is limited to 12 attendees.

LAB TECH DAY: DELIVER THE WORLD'S MOST BEAUTIFUL DENTISTRY

Course Sa360 8:30 a.m. – 4 p.m. | D LT ST | No Fee

Mr. Joshua Polansky **8:30 – 10 a.m.****Wisdom is Not Measured in Teeth**

As an in house technician for a decade, Josh learned the keys for consistently creating successful restorations for his clients. After many ups and downs, Josh learned that having success in the dental field meant being an integral part of a restorative team. It is a team that includes the patient, directly or indirectly, the dentist, the specialist and the technician. Using communication based on relationships, technical details and accurate photography Joshua will simplify the dental nightmares that plague many technicians and dentists when it comes to restoring patients from the difficult to the challenging. Join the rewarding world of excellent and beautiful dentistry.

Mr. Brian Carson **10 – 11:30 a.m.****Re-Create Nature in Your Removable Prosthetics**

Using his success driven parameters, Brian will describe what is esthetic in regards to tooth morphology, emergence and tooth position in the creation of the natural tooth illusion. Presenting occlusal concepts via the Natural Functional Prosthesis, also known as the NFP, and showing natural wax up techniques he will show you the foundation that allows custom colorization and clean processing techniques that re-create the beauty of nature. Most importantly, Brian will describe communication techniques that simplify the transfer of information from the patient to the bench, and the bench to the patient!

Lunch is on your own from 11:30 a.m. – 1 p.m.**Mr. Skip Carpenter****1 – 2:30 p.m.****The Esthetic Handshake**

Around the world a handshake still represents an agreement to a “deal” based on openness and trust. In our current day and age, many of our dental restorations are fabricated at a distance, so today Skip will discuss topics crucial in our day to day communications, as well as protocols necessary to create the Esthetic Handshake at a distance. Using Facial Analysis, Smile Design in 3-D and digital communication he will show how to predictably deviate from the temporaries using facial photography and function as one’s guide. Most importantly, Skip will show predictable changes after the try-in that will create lifelike effects serving esthetics and function.

Mr. Al Hodges **2:30 – 4 p.m.****Delivering Excellence to Our Patients**

Al has dedicated his career to the ideal of providing excellent dentistry. In his quest for improvement his number one tool for laboratory success has become the digital camera. Through the use of digital photography he will demonstrate how we can produce the best visual images to market our services to our patients, to increase learning and participation for the dental team, to improve our technical skills and most importantly to provide the communication for the restorative team to create beautiful and successful dentistry.

Strategies to Implement that Lead to a Valuable, Enjoyable Retirement

S . I . L . V . E . R .

Mr. Imtiaz Manji

Course Sa361 8 – 11 a.m.

D SP ST

No Fee

The Business of Ownership and Transitions

As the practice ownership landscape in dentistry evolves under the growing influence of corporate and group practice models, both established practitioners and new doctors are facing complex choices. Is the solo practice sustainable in light of increased technology costs, patient marketing trends and debt loads? Can established and pre-retirement doctors preserve their independence while ensuring they receive their value? Can new doctors transition into practice ownership under crushing education debt? In this timely program, learn a roadmap to navigate today's ownership dilemmas and what you need to know about transition strategies to achieve and remain independent while driving financial goals.

Mr. John K. McGill

Course Sa362 12 – 2 p.m.

D SP

No Fee

2
HOURS

Doctors Approaching Retirement

You'll face more decisions in the last five years of practice than at any other time in your career, and these decisions will be the most important you'll ever make. Unfortunately, most doctors have neither the time nor the financial training to effectively address these critically important retirement issues. As a result, many doctors lose hundreds of thousands of dollars due to easily avoidable financial errors. Learn leading edge strategies to develop a well-designed game plan to assure a financially secure retirement.

Mr. Charles Loretto

Course Sa363 2 – 4 p.m.

D SP

No Fee

2
HOURS

Successful Dental Partnerships: From Associate to Equity Partner

Finding a buyer and getting a fair value are simply two parts of a larger equation. Learn how to position yourself financially to sell a practice and understand the potential impact on your financial future. Find out how both doctors' average collections affect a practice transition. We will also explore the emotional aspects of the transaction from both sides of the table. You will receive our guide list, Things to Consider Before Entering a Partnership, as a takeaway learning tool.

These courses can be taken separately.

Dr. Jeffrey B. Pafford

Course Sa364 8:30 – 11:30 a.m.

D H ST

No Fee

CBCT in Endodontics: Uses and Misuses

Cone Beam Computed Tomography (CBCT) is revolutionizing the way we practice dentistry. This technology allows the interdisciplinary team to make accurate diagnoses, administer treatment with precision, and provide better recommendations for our patients. However, CBCT has its limitations, and this technology is prone to over-interpretation and over-diagnosis. Danger lies ahead for the lay user and our patients. In this course, we will discuss both the appropriate uses and major pitfalls of CBCT technology.

1.5
HOURS

Ms. Kim Laudenslager, RDH, MPA

Director, CRDTS Examination Review Committee

Course Sa365 9 – 10:30 a.m.

ST

No Fee

2017 CRDTS Dental Hygiene Exam Review

The Central Regional Dental Testing Service, Inc. is a regional testing agency currently administering the CRDTS Dental Hygiene Examination accepted by Georgia and approximately 40 other states. This presentation gives an introduction to CRDTS, the content and some of the important changes for the 2017 CRDTS Dental Hygiene Examination.

Note: AGD credit will not be issued for this course.

2
HOURS

Dr. Mitchell J. Gardiner

Course Sa366 9 – 11 a.m.

D H A OS ST SP

No Fee

The Ever Changing Standards of Care in Dentistry in 2017

Standards of care in dentistry are always evolving and changing. 2017 brings new changes that challenge new dentists fresh out of school or seasoned veterans with years of experience. It is the dentist's responsibility to understand the current standards of care and to implement them in daily practice. This program discussion will cover areas such as antibiotic prophylactic coverage, prescription writing, oral cancer screening, patient confidentiality issues, medically induced osteonecrosis of the jaw and other clinical issues.

Mr. John K. McGill
Course Sa367 9 – 11 a.m.
D ST
No Fee



Financial Planning for the Young Dentist

This presentation will give the young doctor all the information needed to avoid costly financial mistakes and achieve financial success including establishing proper business format, boosting practice profitability, maximizing tax deductions, retirement saving strategies, college educational funding options, paying off debt versus saving and necessary insurance coverages. By starting financial planning early, you can optimize your dental career potential.

Dr. Evis Babo
Course Sa389 9 – 11 a.m.
ST
No Fee



Pre-Dental Society

The Pre-Dental Society was created to support students at college and high school levels who are considering a professional dental career. The purpose of this event is for pre-dental students to learn from dental school admission teams located throughout the Southeast and beyond. Attendees will have the opportunity to ask questions and learn about the admissions process. Current dental students will be available to provide insight and advice regarding life as a dental student as well as tips for scoring well on the Dental Admission Test (DAT). This session promises to be fun as well as informative. One lucky attendee will win a free Kaplan Dental Admission Test (DAT) study course valued at \$1,500.

Ms. Lois J. Banta
Course Sa368 9 a.m. – 12 p.m.
All Attendees
No Fee

Top 10 Management Tools for a Successful Practice

Designing systems and protocols for a good foundation of production and collections can be quite a challenge. Identify strategies and systems to keep your finger on the pulse of the practice so you can address day-to-day concerns before they become major issues. Focus on the must-have systems to achieve optimal results. Learn key strategies to grow your practice and develop effective communication skills to assist patients in making informed decisions.

Dr. Bruce A. Edelstein
Course Sa369 9 a.m. – 12 p.m.
D H A OS ST
No Fee


The Periodontal Cosmetic Makeover

Learning that a beautiful smile starts with the foundation is the focus of this course. See proven techniques as they set the stage for dramatically improved esthetics—with or without new restorations. Novel procedures can also result in a subtle but definite relaxation of the lip in the 'gummy smile' case. For the dental team, these cases are exciting and lucrative; for the patient, it is nothing short of transforming!

Dr. Henry A. Gremillion
Course Sa370 9 a.m. – 12 p.m.
D H ST
No Fee

The Dynamics and Function of the Masticatory System: The Multiple (Inter)faces of Occlusion

The masticatory system functions in a complex, integrated, orthopedic manner. Long-term orthopedic stability is dependent on many factors. Many have suggested a causal relationship between mechanical stresses such as those associated with bruxism. Excessive forces may promote maladaptation and/or pathology. This presentation will include a recommended protocol for patient evaluation. Molecular biological factors currently recognized to result from excessive mechanical stresses applied to these structures will be highlighted.

Dr. Gavin Heymann 
Course Sa371 9 a.m. – 12 p.m.
D H A ST
No Fee

Orthodontics: The Good, The Bad and The Ugly

It is well known that orthodontics can make significant improvements in dental esthetics and facial appearance, but there are other applications where orthodontics can favorably affect oral health. In addition, there are several common adverse clinical outcomes associated with orthodontic treatment that should be understood. This presentation will provide an evidence-based review of positive and negative effects of orthodontics including enhancement of restorative and periodontal treatments, external apical root resorption, orthodontic-associated white spot lesions and orthodontic stability and retention.

Dr. Mark E. Hyman

Course Sa372 9 a.m. – 12 p.m.

All Attendees

No Fee

Ask and Ye Shall Receive! The Art of Getting to “Yes”

Most people never receive optimal dental care because NO ONE ever asked! Your team’s skill, talent and abilities are wasted if the patient doesn’t say yes. Learn the 10 characteristics of super dental teams, 10 steps to hear yes every time, five questions you must answer, five keys to effective listening and 10 keys to success. “It’s what you learn after you know all that counts.”

Mr. Charles Loretto

Course Sa373 9 a.m. – 12 p.m.

D ST

No Fee

Owning Your Practice: The Key to Your Financial Future

Review the emotional and business aspects of owning your own practice, where massive school debt often obscures the big picture. Understand a realistic view of ownership versus being an employee. We will weigh the risks, consider debt obligations and evaluate various options associated with opening a practice, entering a partnership, buying an existing practice or working as a partner in a corporate dentistry environment. Illuminate the path to long-term personal and financial success.

Dr. Thomas R. McDonald

Course Sa374 9 a.m. – 12 p.m.

D H A LT ST

No Fee

Staging Complex Restorative Cases: Putting Things in the Proper Order

Modern dentists have developed vast knowledge in esthetics, occlusion and restorative dentistry. However, when presented with a complex case, many clinicians have difficulty deciding where to start and what is the proper sequence for treatment. Learn to apply a time-tested system for diagnosis and treatment sequencing of complex esthetic-restorative cases with an emphasis on segmental restoration. This approach is often more technically achievable for the clinician and an important step toward efficiency in today’s economy.

Mr. Gary Zelesky 

Course Sa375 9 a.m. – 12 p.m.

Repeated from Friday (Fr343)

All Attendees

No Fee

The Passion-Centered Practice

Discover how embracing the passion of your team will make the office productive and profitable. Recent challenging economic times have tested the true resiliency of individuals. People who know their passion are not defined by circumstances, but by courage. Share practical tools and systems for discovering and optimizing passion in both work and life. Learn techniques that ensure that you will remain engaged to become the change you seek.

Dr. Gerard J. Chiche

Course Sa376 9:30 a.m. – 12:30 p.m.

D LT ST

No Fee

Esthetics and Function: Practical Keys to Success

This presentation will cover a systematic and practical approach for the treatment of esthetic problems ranging from minor cases to extensive treatment. There will be a strong focus on step-by-step esthetic design, systematic occlusal management and ceramics management and selection, in order to achieve the best and most realistic protection for esthetically-driven patients.

Dr. David G. Jones 

Course Sa377 9:30 a.m. – 12:30 p.m.


All Attendees

No Fee

The Temporomandibular Joint: The Foundation of Everything You Do in Dentistry

Recognizing and defining Temporomandibular Dysfunction is most of the battle. Anatomy of the normal TMJ and all of the variations of the abnormal TMJ will be discussed. Tools and scans that will give you the basis for diagnosis and treatment will be outlined. Treatment modalities from conservative splint therapy to radical surgery will be highlighted.

SUGGESTED AUDIENCE

KEY	D DENTISTS	ST STUDENTS
	H HYGIENISTS	SP SPOUSES
	A ASSISTANTS	All Attendees
	OS OFFICE STAFF	
	LT LAB TECHNICIANS	 New Speaker at Hinman

Dr. John A. Svirsky**Course Sa378 9:30 a.m. – 12:30 p.m.****All Attendees****No Fee****It's More Than Physical and Other Love Stories**

This new course developed for Hinman 2017 will be a review of physical and chemical injuries. Some unusual presentations you never imagined will show up. The course will include electrical and other burns, traumatic injuries, osteonecrosis, oral sexual practices, chemotherapy complications, cosmetic fillers, etc. Just to keep your interest, chewers, pickers, poker and midnight 'tokers' (Steve Miller Band) will make appearances. Get ready for a wild oral pathology ride!

Dr. Harold L. Crossley**Course Sa379 10 – 11 a.m.****All Attendees****No Fee****1
HOUR****Drugs in the News**

Have patients ever asked you about a new medication that they saw advertised on television? Has a patient or friend ever asked for your advice about changing medications based on a newspaper or Internet article that they just read? "Drugs in the News" is a quick, no frills approach to the indications and pharmacology of those medications that you see advertised during those annoying television commercial breaks. Every day, the FDA approves new medications. You need to be able to quickly analyze and apply this ever-changing information.

Dr. Daniel D. Dunwody**Course Sa380 10 a.m. – 12 p.m.****All Attendees****No Fee****2
HOURS****A Retrospective Look at Orofacial Changes Over a Lifetime Due to Airway Obstruction**

Clinical pearls will help dental professionals recognize, begin diagnosing, and communicate with patients regarding obstructive airway disorders. Chronic airway compromise and obstruction adversely affect occlusion, orofacial maturation, and the general health of our patients. Case presentations and retrospective observations will illustrate the clinical findings of this 35-year quest.

Ms. Tonya Lanthier**Course Sa381 10 a.m. – 12 p.m.****All Attendees****No Fee****2
HOURS****Stop Selling and Start Connecting!**

More than ever, patients are making decisions about your practice based on your social media presence. You need a comprehensive, systematic approach to Facebook and other sites, and you need a team willing to actively participate. With any marketing, doing it right makes all the difference, and social media has its own rules. It's not about selling, it's about connecting. Learn how to maximize the value of social media while avoiding the pitfalls, and how to have a lot of fun along the way.

Dr. Stephan Holcomb, Chairman**CRDTS Examination Review Committee****Course Sa382 11 a.m. – 1 p.m.****ST****No Fee****2
HOURS****2017 CRDTS Dental Exam Review**

The Central Regional Dental Testing Service, Inc. is a regional testing agency currently administering the CRDTS Dental Examination accepted by Georgia and approximately 40 other states. This presentation gives an introduction to CRDTS, the content and important changes for the 2017 CRDTS Dental Examination.

Note: AGD credit will not be issued for this course.

Dr. Barbara J. Steinberg**Course Sa383 1 – 2:30 p.m.****All Attendees****No Fee****1.5
HOURS****Forever Young: Taking Care of #1**


When it comes to aging gracefully, we want it all! We want to feel good, look good and, most of all, live a long and healthy life. This is a high energy and entertaining course based on the most current scientific information examining the physical, mental and emotional issues for aging gracefully on your own terms.

Dr. Gordon L. Brady
Course Sa384 1 – 3 p.m.
D H A LT
No Fee

2
HOURS

A Place for Zirconium Implants

Zirconium implants have been successfully placed in Europe for many years. Being ceramic, this type of implant has some distinct advantages that the modern dental practice should be familiar with. You will be given the answers to the most frequently asked questions so when your patient asks, "Is there a non-metal solution?," your team will be able to answer knowledgeably and with confidence.

Dr. Tom Colquitt 
Course Sa385 1 – 3 p.m.
All Attendees
No Fee

2
HOURS

A Dentist's Perspective on a Lifetime of Dysfunctional Breathing, Including Mine

Dysfunctional breathing constitutes the #1 public health crisis in our country as it leads to virtually every non-communicable inflammatory disease process known to medicine. We have brought this on ourselves through 'Cultural Evolution' during the past 600 years or so by abandoning Nature's prescription for proper growth and development, especially of the structures that are essential for healthful breathing 24 hours a day, not just during sleep. Learn how and why this has happened, what health problems are involved, how to recognize these problems in your patients, family and friends (and yourself) and what we can do to help.

Dr. Gavin Heymann 
Course Sa386 1 – 4 p.m.
D H A ST
No Fee

Advances in Orthodontics: An Update for the General Practitioner

Recent advances in clinical orthodontics provide the potential for improved diagnosis, treatment planning, treatment efficiency and treatment precision. Review various advances including customized appliances, soft tissue lasers, temporary anchorage devices (TADs), 3D imaging and accelerated orthodontics. Apply this overview of state-of-the-art clinical orthodontics including contemporary treatment philosophies regarding treatment timing, extractions and orthognathic surgery.

Ms. Laci L. Phillips
Course Sa387 1 – 4 p.m.
All Attendees
No Fee

Systems, Teams and Technology – Creating Balance Driven Success in Your Practice

Have you ever juggled? Most dental owners juggle every day between the business, the clinical area, the team and home life. Although it may feel like you have 25 balls in the air, let us walk you through how to prioritize and organize to narrow it down to three main areas of your practice with the ultimate goal of a balanced day. Let's start with clean well-defined systems, making sure there are standard operating procedures to follow. Move next to your team, the heart of your practice, and understanding techniques to achieve a happy, high performing team. Lastly, we will add technology – it is only good when it is utilized in an efficient way. It's time to define and refine this balancing act, don't drop the ball!

Dr. Bruce A. Edelstein
Course Sa388 1:30 – 2:30 p.m.
All Attendees
No Fee

1
HOUR

Great Photographs are a Click Away!

This fun presentation, with emphasis on lighting, subject and composition, will have you taking exciting and impressive photographs! Inspired by Ansel Adams at an early age, the past 50 years as a serious hobbyist has driven Dr. Edelstein to hone his techniques. Whether you use an SLR or your cell phone, this highly satisfying course will improve your own photography of people and places with an emphasis on black and white landscapes.

DID YOU KNOW...



2015

The highest ever percentage (49%)
of female enrollees in dental school.

What's Your Hinman story?



Post a short video or a photo on social media letting us know:

- Why you return to Hinman year after year
- How many years you have been coming to Hinman
- A favorite memory from a past event
- What makes Hinman different from other dental meetings
- Why you are looking forward to attending Hinman 2017

Hinman will make a donation to a scholarship bank each time a video or photo is shared with the hashtag #MyHinman.



Post your #MyHinman story as a short video and be entered to win one of five \$500 CASH prizes at Hinman this March! Share the video with your followers on one (or more!) of the below outlets to be eligible for the prize and be sure to tag us!



@HinmanDental



@hinmandentalmeeting

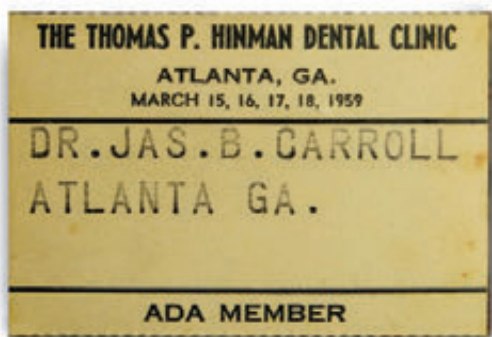


@HinmanDental



Hinman Dental Meeting

You must be registered for and attend Hinman 2017 to claim your cash prize.



1959

Name badges have always been popular, even for those faces you thought you never could forget!



Atlanta Welcomes The Thomas P. Hinman Dental Meeting

Things To Do

Atlanta Convention and Visitors Bureau

The Atlanta Convention and Visitors Bureau will have an information table near registration. Stop by to learn about the exciting attractions, tours, events and restaurants Atlanta has to offer.

Thursday, 10 a.m. – 2 p.m.

Friday, 10 a.m. – 2 p.m.

Saturday, 10 a.m. – 12 p.m.



Porsche Driving Experience

Sign up to take a test drive at the new Porsche Experience Center Atlanta! They offer a fleet of more than 75 of the latest Porsche models. A rotating display of vehicles from both the Porsche Museum in Germany and collectors in the United States provides an environment that will immerse you in the Porsche culture. Space is available on a first-come, first-served basis.

Visit porschedriving.com/experiences/driving-experiences to book your test drive.



Fall in Love with Bicycle Tours of Atlanta

Explore Atlanta's history, art and culture on a fun, safe and leisurely bicycle tour! Guests will be introduced to the beautiful, fascinating and edgy intown areas that make this city a great place to "live, work and play." Bring your sense of adventure and feel like a kid again on this unique experience with Bicycle Tours of Atlanta.

Visit biketoursatl.com/Hinman to book your tour.



Visit hinman.org/General-Info/Special-Offers to see a complete list of special offers for Hinman attendees.

Please visit attend.atlanta.net/hinman and use it as a resource to help you plan your visit to our city. With so much to do, you might even want to come a day early or stay a few days later to experience all our city has to offer.

THURSDAY

AmericasMart Shopping 
Event Th400
9 a.m. – 4 p.m.
Fee: \$20



AmericasMart (Building 3), home to fashion, fine jewelry and accessories wholesale showrooms, is typically only open to trade professionals, but it will open its doors to registered Hinman attendees who show a name badge and ticket.


Note: Showrooms offer limited samples of clothing and accessories. Showroom days and times vary.

Showrooms accept cash, but may require minimum amounts for credit card purchases. No strollers or children under the age of 12 will be admitted.

Tickets for this event may be purchased prior to the Meeting or at the Ticket Sales desk in the Registration Hall.

Take the Hinman Shuttle from the main entrance of the GWCC to The Westin Peachtree Plaza. Walk one block north on Spring Street to the AmericasMart Building 3 main entrance located at 250 Spring Street.



The  indicates that transportation to this event is included in the ticket fee.

Keynote Session with
Dr. Sanjay Gupta
Event Th401
5:30 – 7:30 p.m.
GWCC
No Fee



Join us for the official opening ceremony of the Hinman Dental Meeting! Doors and cash bar open at 5 p.m. with a musical prelude until 5:30 p.m. The Keynote Session introduces the Meeting's Featured Clinicians and Keynote Speaker, Dr. Sanjay Gupta.

Dr. Gupta is the multiple Emmy® award-winning chief medical correspondent for CNN. Gupta, a practicing neurosurgeon, plays an integral role in CNN's reporting on health and medical news for all of CNN's shows domestically and internationally, and contributes to CNN.com. His medical training and public health policy experience distinguish his reporting from war zones and natural disasters, as well as on a range of medical and scientific topics, including the recent Ebola outbreak, brain injury, disaster recovery, health care reform, fitness, military medicine and HIV/AIDS. Dr. Gupta is the host of Vital Signs for CNN International and Accent Health for Turner Private Networks.

Gupta's passion for inspiring Americans to lead healthier, more active lives led him to launch "Fit Nation," CNN's multi-platform anti-obesity initiative. In 2009, "Fit Nation" followed the progress of Gupta and six CNN viewers as they inspired each other while training for a triathlon. The program is now in its seventh year.

In addition to his work for CNN, Gupta is a member of the staff and faculty at the Emory University School of Medicine. He is associate chief of neurosurgery at Grady Memorial Hospital and regularly performs surgery at Emory University and Grady hospitals. He holds memberships in the American Association of Neurological Surgeons, Congress of Neurological Surgeons and the Council on Foreign Relations. He serves as a diplomate of the American Board of Neurosurgery and is a certified medical investigator.

Gupta contributes to the CBS newsmagazine 60 Minutes. He is the author of three New York Times best-selling books, Chasing Life (2007), Cheating Death (2009) and Monday Mornings (2012).

Gupta received his undergraduate degree from the University of Michigan and a doctorate of medicine from the University of Michigan Medical School. Before joining CNN, Gupta completed neurosurgical fellowship at the Semmes Murphey Clinic and residency at the University of Michigan Medical Center.

Marvin C. Goldstein Memorial Lecture

This session is sponsored by the Atlanta chapter of the Alpha Omega International Dental Fraternity in cooperation with the Thomas P. Hinman Dental Meeting. The Fraternity has dedicated this lectureship in memory of Dr. Marvin C. Goldstein.

FRIDAY

Pilates**Event Fr402 | 7 – 7:30 a.m.****Fee: \$10**

Start your day off right! Wear your exercise gear and bring a water bottle.

Location will be announced at a later date.

**AmericasMart Shopping****Event Fr403 | 9 a.m. – 4 p.m.**

Also available on Thursday (Event Th400)

Fee: \$20

AmericasMart (Building 3), home to fashion, fine jewelry and accessories wholesale showrooms, is typically only open to trade professionals, but it will open its doors to registered Hinman attendees who show a name badge and ticket.

Note: Showrooms offer limited samples of clothing and accessories. Showroom days and times vary. Showrooms accept cash, but may require minimum amounts for credit card purchases. No strollers or children under the age of 12 will be admitted.

Tickets for this event may be purchased prior to the Meeting or at the Ticket Sales desk in the Registration Hall.

Take the Hinman Shuttle from the main entrance of the GWCC to The Westin Peachtree Plaza. Walk one block north on Spring Street to the AmericasMart Building 3 main entrance located at 250 Spring Street.

**Hinman Luncheon with
with Carolyn O'Neil****Event Fr404 | 11:45 a.m. – 1:30 p.m.****Omni Hotel****Fee: \$65****The Happy Healthy Kitchen:
Good for People and the Planet!**

Carolyn O'Neil, registered dietitian, award winning food writer and author of the best selling *Slim Down South Cookbook* serves up the latest news on great food and good nutrition. From farm to table goodness to fabulous dishes served around the world, Carolyn will serve up the latest taste trends coming to a supermarket near you. She'll answer your questions on top nutrition topics and concerns. Carolyn writes food, nutrition and healthy lifestyle content for the *Atlanta Journal-Constitution* and she contributes food and nutrition segments to NBC Atlanta & Company. Carolyn has earned three James Beard Foundation Awards, including Who's Who in Food and Beverage. She was honored by the National Restaurant Association, the American Heart Association and the Academy of Nutrition and Dietetics for her pioneering work in nutrition communications.

Atlanta Brews Cruise**Event Fr405 | 12:30 – 5:30 p.m.**

Board bus at main entrance of GWCC at 12:30 p.m. for 12:45 p.m. departure. Return bus will board at 5 p.m. for 5:15 p.m. departure.

Fee: \$68 Attendees must be 21 to participate in this event.

There's no better, or safer, way to taste the beer made right here in Atlanta than on this tour. Visit one of the largest craft breweries in the country, SweetWater Brewing Company, brewer of several tasty beers. Tour the oldest brewery in Georgia, Red Brick Brewing. Finish the day in a local brewpub, 5 Seasons Brewing, where you will sample some of Atlanta's favorite beers and enjoy some delicious snacks. Best thing of all, Brews Cruise does all the driving!

**Wine Tasting and Seminar with Mr. Michael Gallant****Event Fr406 | 3 – 4:30 p.m.****Omni Hotel, South Tower, Atrium Terrace****Fee: \$55****Old World Wine Exploration**

France, Italy and Spain have dominated the world wine trade for centuries. While the business has changed, these countries continue to be the center of the wine world. Expert Michael Gallant will examine some beautiful wines including some Chianti, Bordeaux and many other interesting finds.



REGISTER TODAY!

You're invited

Friday, March 24 from 7-10:30 p.m.
Georgia Aquarium | Event Fr407

EVENT DETAILS

Hinman's Night Out is back this year for another unforgettable event experience that's not to be missed! All registered attendees are invited to our Party Under the Sea at the Georgia Aquarium, the largest aquarium in the United States.

For less than the cost of a general admission aquarium ticket, you will be able to dance the night away with Rhythm Nation, who will play a variety of high-energy hits. Also, you can visit all of the aquarium exhibits, enjoy delectable food and drink catered by Wolfgang Puck, play a few interactive games or snap a photo with your friends.

HIGHLIGHTS

Make the most of the evening by dressing to match the Under the Sea theme, as a sea creature, goddess, shipmate... or wherever your imagination guides you! For those who participate, there will be a costume contest with cash prizes at 8:15 p.m.

Grab a ticket when you arrive for a chance to cast a line at the Gone Fishin' Prize Pond. Participants will "catch" a prize valued between \$5-500, with \$4,000 in prizes awarded.

HOW TO GET THERE

The Hinman hotel shuttle routes will run until 11 p.m. (the Omni Hotel is an additional stop during this time only). The Aquarium is a half-mile walk from the GWCC. Parking is available at the Aquarium for \$10.

TICKETS

Tickets are \$30 for registered meeting attendees and \$15 for registered students and residents. All tickets purchased at the door are \$40, based on availability. The entry ticket includes access to the aquarium exhibits, a scrumptious food buffet and two drink tickets. Beverages also will be available for purchase.

Everyone attending **MUST** register for the Meeting and the event; tickets are required for entry. There is a **LIMITED** number of tickets available. Get your tickets now!

SATURDAY

**Yoga****Event Sa408 | 7 – 7:30 a.m.****Fee: \$10**

Start your day off right! Wear your exercise gear and bring your water bottle.

Location will be announced at a later date.

**Dental Student Networking Coffee Talk****Course Sa410 | 10 – 11:30 a.m.****All Dental Students****GWCC****No Fee**

Join other dental students and Hinman member dentists for coffee and light refreshments. Take advantage of the opportunity to hear from a panel of three young dentists who have practiced in large group and private office environments. Each panelist will present a short overview of their experiences since graduation and the floor will then be open for questions. Register in advance to ensure a spot in this event.

**Junior League of Atlanta Tour of Kitchens** **Event Sa409 | 9:30 a.m. – 12:45 p.m.**

Board bus at main entrance of entrance of GWCC at 9:30 a.m. for 10 a.m. departure.

Bus will return to the GWCC at 12:45 p.m.

Fee: \$48

The 20th Annual Tour of Kitchens will showcase many of Atlanta's finest residential kitchens created by the city's most celebrated kitchen designers. Many of the elite chefs in Atlanta will perform culinary demonstrations in various homes on the tour.

Tickets can be used for access to the Sunday portion of the tour. Transportation not provided.





Ms. Lois J. Banta
Grain Valley, MO
 • CEO and Founder, Banta Consulting
 • Owner, The Speaking Consulting Network
 • American Academy of Dental Office Managers Lifetime Achievement Award Recipient 2016
See pages 2, 9, 21, 25, 29, 38, 45, 53, 61

Featured Clinician



Ms. Judy Bendit
Delray Beach, FL
 • Faculty Member, Temple University Dental School
 • Advisory Board, Palm Beach State College
See pages 2, 9, 13, 16, 29, 39

Special Lecturer



Ms. Jen Blake
Brownsburg, IN
 • Certified Dental Assistant
 • Founder, Detail Management Solutions
See pages 9, 27, 29, 33

Special Lecturer



Dr. Richard W. Boyd
Sugar Land, TX
 • Board Certified Orthodontist
 • Invisalign Elite Advantage Provider
See pages 9, 12, 15

Special Lecturer



Dr. Gordon L. Brady
Atlanta, GA
 • Private Practice: Oral and Maxillofacial Surgery
See pages 29, 46, 53, 58, 64

Special Lecturer



Dr. Lee Ann Brady
Phoenix, AZ
 • Director of Education, Clinical Mastery
 • Editorial Board, *JCD* and *Dentaltown Magazine*
 • Clinical Editor, *SSC Journal*
See pages 9, 13, 21, 29, 34, 40

Featured Clinician



Dr. Laura D. Braswell
Atlanta, GA
 • Charter Member and Master Clinician, American Academy of Laser Dentistry
 • Private Practice: Periodontics
 • Owner, Buckhead Periodontics
See pages 9, 15, 29, 32, 46

Special Lecturer



Dr. William E. Bruce II
Simpsonville, SC
 • Private Practice
 • Affiliate Professor, Medical University of South Carolina College of Dental Medicine
 • Co-Founder of Upward Dental, an education company focused on implementing dental excellence
See pages 29, 46, 49, 53, 54

Special Lecturer



Dr. Jeff J. Brucia
San Francisco, CA
 • Assistant Professor of Dental Practice, University of the Pacific School of Dentistry
 • Co-Director, FACE occlusion study club
 • Private Practice: Esthetic and Restorative Dentistry
See pages 18, 29, 34, 41, 53, 55

Featured Clinician



Dr. Allison Buchanan
Augusta, GA
 • Assistant Professor, Department of Oral Health and Diagnostic Sciences, Dental College of Georgia at Augusta University
 • Diplomate, American Board of Oral and Maxillofacial Radiology
See pages 9, 11, 29, 34, 50

Special Lecturer



Mr. Skip Carpenter
Matthews, NC
 • Owner, Esthetic Designs Inc.
 • Member, Oral Design International
See pages 5, 53, 59

Special Lecturer

NEW



Mr. Brian Carson
Fayetteville, NC
 • Owner, Signature Dental Studio
 • Immediate Past President, North Carolina Dental Laboratory Association
 • Advisory Board Member, Durham Technical Community College Laboratory Program
See pages 5, 53, 59

Special Lecturer



Dr. Gerard J. Chiche
Augusta, GA
 • Thomas P. Hinman Endowed Chair in Restorative Dentistry, Dental College of Georgia at Augusta University
 • Director, Center for Esthetic and Implant Dentistry, Dental College of Georgia at Augusta University
 • Past President, American Academy of Esthetic Dentistry
See pages 9, 16, 18, 45, 53, 62

Featured Clinician



Dr. Gordon J. Christensen
Provo, UT
 • CEO, Clinicians Report Foundation (formerly CRA), which has performed and published dental research since 1976
 • Founder and Director, Practical Clinical Courses (PCC)
 • Adjunct Professor, University of Utah School of Dentistry
See pages 9, 16, 18, 29, 40

Featured Clinician



Dr. Rella Christensen
Provo, UT
 • PhD in Physiology
 • Director, TRAC Research, which is part of Clinicians Report Foundation
 • Founder and Former Director, University of Colorado School of Dentistry Expanded Function Dental Hygiene Program
See pages 9, 21, 25, 29, 48

Featured Clinician

NEW



**Dr. Tom Colquitt
Shreveport, LA**

- Sleep Medicine Faculty, Louisiana State University Medical School
 - Contributor, Journal of Prosthetic Dentistry
 - Past President, American Academy of Restorative Dentistry
- See pages 53, 64*

Special Lecturer



**Ms. Nancy Dewhirst
Laguna Beach, CA**

- RDH
 - Course Director of Pathology and Infection Control, West Coast University, Department of Dental Hygiene
- See pages 2, 9, 19, 29, 39, 43*

Special Lecturer



**Mr. Terry Fohey
Bogart, GA**

- Founder, NuCraft Dental Arts and The Dental A.R.T.S. Center
 - Past President, Georgia Dental Lab Association
- See pages 49*

Special Lecturer



**Dr. Sarah Conroy
Worthington, OH**

- Private Practice: General and Cosmetic Dentistry
 - RDH
 - Developed Hygiene Program at Columbus State Community College
- See pages 9, 11*

Special Lecturer

NEW



**Dr. Daniel D. Dunwody
Lawrenceville, GA**

- Private Practice: Orthodontics
 - Diplomate, American Board of Orthodontics
- See pages 53, 63*

Special Lecturer



**Dr. Mitchell J. Gardiner
Shrewsbury, NJ**

- Private Practice: General
 - Clinical Instructor of Fixed Prosthetics, Rutgers School of Dental Medicine
- See pages 29, 49, 51, 53, 60*

Special Lecturer

NEW



**Ms. Naomi Cooper
Marina Del Ray, CA**

- Chief Marketing Consultant, Pride Institute
 - President, Minoa Marketing
 - CEO and Co-Founder, Doctor Distillery
- See pages 9, 25, 29, 40, 45*

Special Lecturer



**Dr. Bruce A. Edelstein
Atlanta, GA**

- Private Practice: Periodontics
- See pages 29, 48, 53, 61, 64*

Special Lecturer



**Dr. Henry A. Gremillion
New Orleans, LA**

- Dean, Louisiana State University Health Sciences Center School of Dentistry
 - Director, Parker E. Mahan Facial Pain Center, 1992-2008
- See pages 9, 18, 21, 29, 40, 44, 53, 61*

Featured Clinician



**Dr. Harold L. Crossley
Cambridge, MD**

- Professor Emeritus, University of Maryland Dental School
 - 2008 Gordon Christensen Lecturer Recognition Award Recipient
 - Member, Maryland State Dental Association's Well Being Committee
- See pages 9, 19, 21, 29, 41, 49, 51, 53, 63*

Featured Clinician



**Dr. Robert R. Edwab
New York, NY**

- Private Practice: Oral and Maxillofacial Surgery
 - Executive Director, Greater New York Dental Meeting
- See pages 9, 12, 14, 29, 32, 53, 54*

Featured Clinician

NEW



**Mr. Rick Griggs
Fort Collins, CO**

- Founder, Griggs Achievement and QUID NOVI Innovation Conference
 - Trainer and Author
- See pages 9, 15, 23, 29, 49, 50*

Special Lecturer

NEW



**Mr. Shaun Daugherty
Lawrenceville, GA**

- Attorney
 - Private Practice: Medical and Dental Malpractice Defense
 - Former Research Biologist
- See pages 9, 27*

Seminar Series



**Ms. Katherine M. Eitel Belt
Aguanga, CA**

- Speaker and Communication Coach
 - Board Member, Speaking Consultant Network
- See pages 2, 3, 9, 21, 26, 29, 37, 38*

Special Lecturer



**Dr. Van B. Haywood
Augusta, GA**

- Professor, Dental College of Georgia at Augusta University, Department of Oral Rehabilitation
 - Co-Author, First Publication on Nightguard Vital Bleaching
- See pages 9, 14, 22, 29, 43, 46*

Featured Clinician



**Ms. Karen Davis
Richardson, TX**

- RDH
 - Founder, Cutting Edge Concepts®
 - Corporate Council, Dimensions of Dental Hygiene
- See pages 2, 9, 16, 25, 29, 39, 51, 53, 55*

Featured Clinician



**Dr. Michael Falkel
Monterey, CA**

- Founder, Onpharma Inc.
 - Assistant Professor of Local Anesthesia, The University of the Pacific Arthur A. Dugoni School of Dentistry
- See pages 9, 25, 29, 49, 50*

Special Lecturer

NEW

NEW



Dr. Gavin Heymann
Chapel Hill, NC
 • Private Practice: Orthodontics
 • Adjunct Assistant Professor, University of North Carolina Department of Orthodontics
See pages 53, 61, 64

Special Lecturer

NEW



Mr. Al Hodges
Waynesburg, KY
 • CDT
 • Owner, Highland Dental Arts
See pages 5, 53, 59

Special Lecturer



Ms. Janice Hurley
San Diego, CA
 • Author
 • Dental Consultant for more than 25 years
See pages 2, 9, 19, 24, 29, 36, 38, 51

Special Lecturer



Dr. Mark E. Hyman
Greensboro, NC
 • Private Practice
 • Adjunct Professor, University of North Carolina School of Dentistry
 • Visiting Faculty, The Pankey Institute
See pages 3, 5, 9, 19, 22, 29, 37, 44, 53, 58, 61

Featured Clinician

NEW



Dr. Martin Jablow
Woodbridge, NJ
 • President, Dental Tech Advisors
 • Columnist, Dr. Bicuspid.com
See pages 29, 40, 45, 53, 58

Special Lecturer

NEW



Dr. Jim Janakievski
Tacoma, WA
 • Affiliate Assistant Professor, University of Washington Department of Periodontology
 • Diplomate, American Board of Periodontology
 • Private Practice: Periodontics
See pages 2, 9, 16, 20, 29, 43, 47

Featured Clinician

NEW



Dr. David G. Jones
Atlanta, GA
 • Private Practice
 • Founder, TMJ Treatment Atlanta
See pages 53, 62

Special Lecturer

NEW



Dr. Gregory Kinzer
Seattle, WA
 • Private Practice: Prosthodontics
 • Faculty Member, Speaker Education
See pages 29, 41, 44, 53, 58

Featured Clinician

NEW



Mr. Brantley Kitching
Bishop, GA
 • CDT
 • Owner, Essential Dental Connection
See pages 29, 35, 53, 54

Special Lecturer



Ms. Tonya Lanthier
Atlanta, GA
 • Founder and CEO, DentalPost.net
 • RDH
See pages 53, 63

Seminar Series



Mr. Charles Loretto
Plano, TX
 • Advisor, Cain, Watters & Associates
 • Dental Consultant
See pages 4, 5, 29, 30, 45, 53, 60, 62

Special Lecturer

NEW



Dr. Brigitte Lovell
Ojai, CA
 • Director, Keeler Center for Headache and Orofacial Pain
 • Develops and Fabricates Dental Sleep Appliances for Obstructive Sleep and Snoring
See pages 9, 24, 29, 40

Special Lecturer



Dr. Tieraona Low Dog
Pecos, NM
 • Fellowship Director, Arizona Center for Integrative Medicine
 • Author, National Geographic's "Life Is Your Best Medicine"
See pages 5, 29, 43, 47, 53, 56, 58

Special Lecturer



Dr. Stanley F. Malamed
West Hills, CA
 • Professor Emeritus, University of Southern California Ostrow School of Dentistry
 • Author of textbooks on local anesthesia, emergency medicine and sedation
See pages 9, 19, 29, 42, 45, 53, 58

Featured Clinician



Dr. Louis Malcmacher
Cleveland, OH
 • President, American Academy of Facial Esthetics
 • Author
 • Master, Academy of General Dentistry
See pages 9, 10, 11, 29, 31

Special Lecturer



Mr. Imtiaz Manji
Scottsdale, AZ
 • Chairman, Spear Education
 • Co-Chairman and Founder, Open Wide Foundation
See pages 4, 5, 9, 18, 26, 29, 30, 53, 60

Featured Clinician



Ms. Judy Kay Mausolf
Lakeville, MN
 • Director of Sponsoring Partners, The Speaking Consultant Network
 • Publisher, monthly newsletter "Show Your Shine"
See pages 2, 3, 9, 16, 26, 29, 37, 38

Special Lecturer



Dr. Thomas R. McDonald
Athens, GA
 • Clinical Instructor, Dental College of Georgia at Augusta University, Department of Oral Rehabilitation
 • Private Practice
 • Fellow, American College of Dentists
See pages 9, 12, 18, 29, 32, 53, 62

Featured Clinician



Mr. John K. McGill
Charlotte, NC
 • CEO, The McGill & Hill Group, LLC
 • Contributing Editor, Dental Economics
See pages 2, 4, 5, 9, 18, 20, 29, 30, 42, 53, 60, 61

Featured Clinician



Mr. David L. Meinz
Orlando, FL

- Contributing Editor, Journal of the Academy of General Dentistry
- Registered Dietitian Nutritionist
- Author, "Ten Bonus Years"

Special Lecturer

See pages 9, 25, 29, 48, 50



Ms. Kim Miller
Peoria, AZ

- Columnist, RDH Magazine
- Lead Profitability Coach, Inspired Hygiene

Special Lecturer

See pages 9, 13, 15, 29, 34, 35



Dr. Ricardo Mitrani
Mexico City, Mexico

- Executive Director, *Spear Digest*
- Affiliate Associate Professor, University of Washington
- Private Practice: Prosthodontics

Featured Clinician

See pages 4, 9, 17, 19, 29, 30, 47



Dr. Linda C. Niessen
Davie, FL

- Dean and Professor, Nova Southeastern University College of Dental Medicine
- Author, "Geriatric Dentistry: Aging and Oral Health"

Featured Clinician

See pages 5, 9, 22, 26, 29, 42, 56



Dr. William Nudera
Bloomington, IL

- Diplomate, American Board of Endodontics
- Faculty, University of Illinois College of Dentistry, Department of Endodontics
- Private Practice: Endodontics

Special Lecturer

See pages 29, 35, 42, 53, 54



Mr. Stuart Oberman
Loganville, GA

- Founder and President, Oberman Law Firm
- Contributor, *Dental Town*, *Inside Dentistry*, *Dental Tribune* and many others

Special Lecturer

See pages 9, 24



Dr. Jason Olitsky
Ponte Vedra Beach, FL

- Director, Aesthetics for Clinical Mastery Series
- Digital Smile Design Master
- Adjunct Faculty, Arizona School of Dentistry and Oral Health

Special Lecturer

See pages 9, 13, 29, 32, 47



Dr. Jeffrey B. Pafford
Decatur, GA

- Private Practice: Endodontics
- Faculty, Dental College of Georgia at Augusta University
- Founding Member, International Academy of Endodontics

Special Lecturer

See pages 53, 60



Dr. Scott Parazynski
Houston, TX

- Lead Astronaut, Space Shuttle Thermal Protection System Inspection and Repair
- Emergency Medicine and Trauma Physician
- Inductee, U.S. Astronaut Hall of Fame, May 2016

Featured Clinician

See pages 2, 4, 9, 22, 30



Dr. Tim Pendergrass
Lubbock, TX

- Assistant Professor, Texas Tech University Health Sciences Center, Department of Rehabilitation Services
- Certified Orthopedic Manual Therapist

Special Lecturer

See pages 2, 9, 14, 23, 29, 34, 39



Ms. Laci L. Phillips
Chesterfield, MI

- Speaker and Team Technology Coach for Dental Practices through her Company, Practice Dynamics
- Columnist, *Dental Office*, *Hygienetown*, *Docs of Dentistry* and *American Dental Assistants Association*, and *DentistryQ.com*

Featured Clinician

See pages 2, 9, 18, 22, 29, 38, 42, 53, 58, 64



Mr. Joshua Polansky
Cherry Hill, NJ

- CDT
- Contributor, American Academy of Cosmetic Dentistry's JCD, Quintessence's QDT and *The Journal of Prosthetic Dentistry*

Special Lecturer

See pages 5, 53, 59



Dr. Michael E. Pruett
Augusta, GA

- Private Practice
- Assistant Professor, Dental College of Georgia at Augusta University, Department of Oral Rehabilitation
- Director of General Practice Residency Program, Dental College of Georgia at Augusta University

Special Lecturer

See pages 9, 12, 29, 41, 44, 53, 57



Ms. Amber Riley
San Diego, CA

- Forensic Dental Autopsy Technician, San Diego County Office of the Medical Examiner
- Dental Hygiene Board Examiner

Special Lecturer

See pages 9, 22, 25, 29, 48



Dr. David L. Rothman
San Francisco, CA

- Private Practice: Pediatrics
- Fellow, American Academy of Pediatric Dentistry
- Clinical Associate Professor, Department of Pediatric Dentistry, CWRU School of Dental Medicine

Featured Clinician

See pages 5, 9, 17, 20, 29, 35, 53, 57



Dr. Michael Scherer
Sonora, CA

- Assistant Clinical Professor, Loma Linda University
- Clinical Instructor, University of Nevada Las Vegas
- Private Practice: Prosthodontics

Special Lecturer

See pages 29, 32, 53, 55, 57

NEW

**Dr. Paresh Shah**
Winnipeg, Canada

- Adjunct Associate Professor, University of the Pacific Dental School

- Founder and Co-Director, Seattle Study Club Winnipeg
- Private Practice

See pages 9, 14, 17, 29, 32**Special
Lecturer****Dr. Nader Sharifi**
Chicago, IL

- Gordon Christensen Distinguished Lecturer Award Recipient 2007
- Fellow, American College of Dentists

See pages 9, 17, 20, 29, 44, 53, 54**Featured
Clinician****Dr. Lee H. Silverstein**
Marietta, GA

- Associate Clinical Professor of Periodontics, Dental College of Georgia at Augusta University
- Author

See pages 9, 12, 14, 29, 33, 34, 53, 54, 55**Featured
Clinician****Dr. Jane A. Soxman**
Allison Park, PA

- Diplomate, American Board of Pediatric Dentistry
- Editor, *Handbook of Clinical Techniques in Pediatric Dentistry*

- Private Practice: Pediatrics

See pages 5, 29, 42, 46, 53, 57
**Special
Lecturer****Dr. Jamison R. Spencer**
Boise, ID

- Director, Center for Sleep Apnea and TMJ
- Director of Dental Sleep Medicine, Lane and Associates Family Dentistry
- Co-Director of Dental Sleep Medicine Mini Residencies, Tufts University and University of the Pacific

See pages 29, 35, 41, 53, 55, 57**Special
Lecturer****Mr. Robert F. Spiel**
Idaho Falls, ID

- Columnist, *Dental Economics*, *The Progressive Dentist* and *The Progressive Orthodontist*

- Former Adjunct Faculty Member of the Health Care Administration, BYU-Idaho

See pages 2, 4, 9, 23, 26, 29, 30, 38, 44**Special
Lecturer****Dr. Barbara J. Steinberg**
Margate, NJ

- Clinical Professor of Surgery, Drexel University College of Medicine

- Diplomate, American Board of Oral Medicine

See pages 5, 9, 18, 24, 29, 41, 50, 53, 56, 63**Featured
Clinician****Dr. John A. Svirsky**
Richmond, VA

- Board-Certified Oral and Maxillofacial Pathologist, Virginia Commonwealth University
- Honorary Member, Hinman Dental Society

See pages 2, 17, 20, 29, 39, 43, 53, 62**Featured
Clinician****Dr. Lori Trost**
Waterloo, IL

- Private Practice
- Clinical Researcher

See pages 3, 9, 14, 23, 29, 33, 37**Special
Lecturer****Ms. Rachel Wall**
Charlotte, NC

- Owner, Inspired Hygiene
- Dental Hygienist

See pages 2, 9, 24, 27, 29, 39, 46**Special
Lecturer****Ms. Jessica Wilson**
Atlanta, GA

- Chair Member and Volunteer Consultant, Organization of Safety, Asepsis and Prevention

- Infection Prevention Specialist, Hu-Friedy Manufacturing Co.

See pages 3, 9, 15, 29, 37, 50**Special
Lecturer****Dr. Mollie Winston**
Atlanta, GA

- Private Practice: Oral and Maxillofacial Surgery
- Vice President, Academy of Osseointegration

See pages 4, 5, 9, 17, 18, 29, 43, 56**Featured
Clinician****Dr. Alfred D. Wyatt Jr.**
College Park, GA

- Private Practice
- Member, Academy of Laser Dentistry

See pages 9, 15, 29, 32**Special
Lecturer**

NEW

**Mr. Gary Zelesky**
Citrus Hights, CA

- Author, "The Passion Centered Person"
- Former Instructor, North Central College

See pages 3, 29, 37, 48, 53, 62**Special
Lecturer**

The Hinman Shop

Take Hinman home with you.

Be sure to stop by the Hinman Shop, located on the A400 level near Registration. Proceeds from the store will be used by the Hinman Trustees for dental education scholarships for dental, hygiene, assisting and lab tech students. A variety of items will be offered, including t-shirts, water bottles and golf shirts, just to name a few.



105th Hinman Limited Edition Merchandise

2017 Hard Rock Café pins
will be available for purchase at the meeting.

Pins can be purchased for \$15 at the Hinman Shop located at the main entrance of the Georgia World Congress Center.

A portion of the sale will fund a scholarship for dental education.

DOWNLOAD THE HINMAN APP!

- ✓ Maps of GWCC & Omni
- ✓ Exhibitor List & Floor Plan
- ✓ CE Verification
- ✓ Course Handouts
- ✓ Room Locations
- ✓ Show Specials
- ✓ & more



SATURDAY, MARCH 25



**Are you planning to hire an associate or a new staff member?
Are you looking for a job?**

Don't miss out on your chance to post your open positions or learn about job openings. **Career Connections by Hinman** is a great way to network and connect with top dental practices.

Here are some quick tips to make the most out of your experience:

- 1 Step One:** Update your CV or resume and social media profiles. Consistency is important.
- 2 Step Two:** Register for Hinman and login to your registration profile prior to the event to review the postings.
- 3 Step Three:** Bring a positive attitude and dress appropriately for a professional interview.
- 4 Step Four:** Prepare questions in advance. Keep conversations focused. Create notes to remind yourself of your top selling points.
- 5 Step Five:** Follow up. Send a thank you note or e-mail for information and guidance received.



Please visit Hinman.org/Education-Events/Career-Connections for more information.

SCHEDULE

Thursday, March 23

9:30 a.m. Hall Opens
 10 a.m. – 1 p.m. Table Clinics
 11 a.m. – 3 p.m. Hinman Eatery Hours
 2 – 5 p.m. Table Clinics
3 – 5 p.m. Exhibit Only Hours
 5 p.m. Hall Closes

Friday, March 24

9:30 a.m. Hall Opens
 11 a.m. – 3 p.m. Hinman Eatery Hours
 11 a.m. – 2 p.m. Table Clinics
 3 – 6 p.m. Table Clinics
 6 p.m. Hall Closes

Saturday, March 25

9:30 a.m. Hall Opens
 10 a.m. – 2 p.m. Hinman Eatery Hours
 10 a.m. – 1 p.m. Table Clinics
 3 p.m. Hall Closes

HIGHLIGHTS IN THE EXHIBIT HALL

LEARNING LAB CO-OP

Join us in our newest pavilion for one-hour table-top demonstrations by exhibitors and Lab Tech professionals. Friday will be Dental Technicians Guild (DTG) Day and we'll offer free CE from this highly-acclaimed group. Check Hinman.org for additional free CE offerings in this area.



NO KID HUNGRY

Work to end child hunger in America. Share Our Strength's No Kid Hungry campaign is focused on a future where kids have access to the healthy food that they need all year long. Stop by Booth 137 for chef demonstrations and other fun activities and help take a bite out of child hunger.



HINMAN DINING DOLLARS

Save a dollar a day by using the Dining Dollar coupons in the Hinman Eateries on the Exhibit Hall floor. Dining Dollars can be found in the onsite program.



TABLE CLINICS

Earn free CE by stopping by these scientific table-top presentations given by volunteers from the dental community. Each presentation is approximately 10 minutes in length. One hour of CE is earned for each hour spent in the Table Clinics area.



HINMAN MARKETPLACE

Relax and unwind with some well-deserved retail therapy at the Hinman Marketplace! Check out non-dental related exhibitors located in the left corner of the hall next to the Hinman Eatery. Stop by while you are in the hall or on your way to or from your courses.



TOTAL HEALTH PAVILION

Come learn about healthy living, sample nourishing snacks and talk to lifestyle experts. Earn free CE in a comfortable setting. Check Hinman.org for the complete CE schedule.



**INTRODUCING EXCLUSIVE EXHIBIT HALL HOURS
ON THURSDAY FROM 3 – 5 P.M.!**

Join us in the Exhibit Hall for dedicated one-on-one networking and shopping time. Free CE will be available in the Table Clinics area and the Total Health Pavilion if you want to continue learning and earning CE. Stop by the Learning Lab Co-Op for product presentations or grab a drink and stroll the hall with your friends before the Keynote Session.



THE HINMAN E-DAILY

Check your inbox daily for updates on all things Hinman. This e-newsletter includes information on the day's activities and photos from the previous day's events. Visit Hinman.org to subscribe to our email list, if your email address was not used during the registration process. Take a look at this helpful information to get your day started at Hinman.



DOWNLOAD THE HINMAN APP

Before you arrive in Atlanta, be sure to download the Hinman APP to view exhibitor lists, show specials, maps, handouts, room locations, special events in Atlanta and to verify your CE.

LOUNGE AND CHARGING STATION

Charge your device and take a break with coffee in the morning and lemonade in the afternoons, compliments of Hinman Housing Powered by EventSphere. Check the onsite program for a schedule of when refreshments will be available. Stop by during exclusive hall hours on Thursday from 3 – 5 p.m. for other surprises!



COMPLIMENTARY WiFi

NEW this year, complimentary WiFi will be offered throughout the Georgia World Congress Center, courtesy of Hinman Housing Powered by EventSphere.

- #** 3M
3Shape
- A** A. Titan Instruments
ACTEON North America
ADA 2017 – America’s Dental Meeting
A-dec
ADS South
Advantage Technologies, Inc.
Affinity Bank
Affordable Dentures
AFTCO Transition Consultants
Allpro
AMD Medicom, Inc.
American Academy of Facial Esthetics
American Eagle Instruments
American Sleep Dentistry
Anutra Medical, Inc.
Argen Refining
Asepticco
Aspen Dental
Atlanta Dental Supply
Atlanta Oral & Maxillofacial Surgery, P.C.
- B** Bank of America Practice Solutions
Bausch Articulating Papers, Inc.
Belmont Equipment
Benco Dental
Benevis Practice Services
Best Instruments
Bien-Air Dental
Bioclear Matrix Systems by Dr. David Clark
BioHorizons
Biolase Technology, Inc.
Birdeye
Bisco Dental Products
Blair & Associates, Dr. Charles and Practice
Booster
Blue Cross Blue Shield of Georgia
BQ Ergonomics
BrandMax
Brasseler USA
Brewer Design
BridgeWay Practice Transitions
- C** Cain, Watters & Associates
CareCredit- Synchrony
Carestream Dental
Carr Healthcare Realty
Centrix, Inc.
Cincinnati Insurance Company
ClearCorrect
Clinician’s Choice Dental Products, Inc.
Coast Dental
Coltene/Whaledent, Inc.
Common Sense Dental Products
Convergent Dental, Inc.
Cosmedent, Inc.
Crest Oral-B
Crosstex
Crown Tenant Advisors
Cutco Cutlery
- D** DDS Multimedia
Delaware County Bank
Delta Dental
Delta Dental of Tennessee
Delta Gloves
Demandforce
DenMat
Denovo Dental, Inc.
Dental Access Mobile Clinics
Dental Care Alliance
Dental Entrepreneur Women
Dental Equipment Liquidators, Inc.
Dental Power International, Inc.
Dental Tease, Inc.
Dental Tribune America
DentalEZ Integrated Solutions
DentalPost
DentalVibe
Dentegra Insurance Co.
Dentist Insurance Services
Dentistry Today
DENTSPLY Sirona
Designs for Vision, Inc.
Diatech
Digital Doc LLC
DMG America
Doctor.com
Doctors Disability Specialists
DoctorsInternet.com
- Doral Refining Corp.
DoWell Dental Products, Inc.
Doxa Dental, Inc.
Drake Precision Dental Laboratory
DrQuickLook, Inc.
- E** EasyMarkit
Eclipse Loupes and Products
Edge Endo LLC
Elevate Oral Care
EnCompass
Enovative Technologies
Enzyme Industries, Inc.
Essential Dental Systems
Exacta Dental Direct
expo services
- F** Fotona/Lasers4Dentistry
- G** Garfield Refining Company
Garrison Dental Solutions
GC America, Inc.
Georgia Dental Insurance Services
GlaxoSmithKline
Glidewell Laboratories
Global Surgical Corp.
Glove World – Top Quality Mfg.
Golden Dental Solutions
Great Expressions Dental Centers
Great Lakes Orthodontics, Ltd.
Greater New York Dental Meeting
Group Financial Services
- H** Hager Worldwide, Inc.
Halyard Health
Handpiece Solutions, Inc.
Hartzell Instruments
Hawaiian Moon
HealthFirst
Healthy Start / Ortho-Tain
Heartland Dental
Henry Schein Dental
Henry Schein Merchandise & Exclusives
Henry Schein Practice Management Solutions
Heraeus Kulzer
Hi-Dow Professional Series
HIOSEN
Hu-Friedy
Hunza Dental

- I** iMedicor
 Infinite Therapeutics
 Insurance Answers Plus / Dental Systems
 integrated dental systems
 invisalign iTero
 Isolite Systems
 ITI
 Ivoclar Vivadent, Inc.
- J** J. Morita USA, Inc.
- K** Karl Schumacher Dental
 KaVo
 Kettenbach
 Kilgore International, Inc.
 Komet USA
 Kuraray America, Inc.
- L** Lares Research
 Lending Club
 Leonard Cabinet Co., Inc
 Lester Dine, Inc.
 Lighthouse PMG, LLC
 Live Oak Bank
 LivOn Laboratories
 LumaDent, Inc.
- M** MacPractice, Inc.
 Marquee Dental Partners
 McGill & Hill Group
 Medidenta
 Microcopy Dental
 Microflex/Ansell
 Midmark Corporation
 Millennium Dental Technologies
 MIS Implants Technologies, Inc.
- N** Nadia International, Inc.
 Nanova Biomaterials
 Nashville Dental, Inc.
 National Practice Transitions, LLC
 New Image Dental Laboratory
 Nierman Practice Management
 Nordent Manufacturing, Inc.
 NSK Dental LLC
- O** Officite
- P** Pacific Dental Services
 Palisades Dental
 Panadent Corp.
- Panoramic Corporation
 Parkell, Inc.
 Patterson Dental
 PayAnywhere360
 PDT, Inc.
 Perio Protect
 PerioChip By Dexcel Technologies, LTD
 PeriOptix, Inc.
 Philips Sonicare and Zoom Whitening
 Photomed International
 Pittman Dental Laboratory
 PLANMECA, Inc.
 PMC Insurance Solutions
 Power Dental USA
 Practical Clinical Courses
 Practice Quotient
 Premier Dental Products Company
 Preventech
 Productive Practices
 Professional Dental Supplies ProdentUSA
 Professional Sales Associates, Inc.
 Proply Magic
 Pulpdent Corporation
 PureLife Dental
- Q** Q-Optics & Quality Aspirators
- R** R & D Services Amalgam Separators
 RGP, Inc.
 Rhinogram
 Ritter Implants
 Rose Micro Solutions
 Royal Dental Group & Porter Instrument Co., Inc.
 Rx Honing (Sharpening) Machine
- S** Salvin Dental Specialties, Inc
 SciCan, Inc.
 SDI (North America), Inc.
 Second Story Promotions
 Septodont
 Shader Productions
 Shofu Dental Corporation
 Sikka Software Corp
 Smart Market Dental
 Snap On Optics
 Social Dental
 Solmetex, LLC
- Solutionreach
 Southeast Medical Books
 Southeast Transitions
 Southern Dental Instruments
 Spident USA, Inc.
 SS White
 Sterisil, Inc.
 Straumann
 Sunrise Dental Equipment, Inc.
 Sunstar Americas, Inc.
 Superior Dental Design & Upholstery
 SurgiTel/General Scientific Corp.
- T** Tess Oral Health
 TPC
 Tuttnauer USA Co., Ltd.
- U** U. S. Jaclean, Inc.
 Ultradent Products, Inc.
 Ultralight Optics
 Ultralight Optics, Inc.
- V** Valumax International
 Vatech America
 Vector R&D, Inc.
 Viax Dental
 Vistar Technologies, LLC
 VOCO America, Inc.
- W** Water Pik, Inc.
 Weave
 web.com
 Wells Fargo Practice Finance
 West-TeleVox Solutions
 Whip Mix Corporation
 White Towel Services
 www.atlantadental.com
- Y** YAPI
- Z** ZOLL Medical Corporation
 Zoll-Dental

Exhibitor list as of the printing of this brochure.

REGISTRATION CATEGORIES & FEES

Category	On or Before 2/23	After 2/23
(A) Dentist*	\$170	\$225
(1) Dentist in 1st year of practice*	\$85	\$115
(2) Dentist in 2nd year of practice*	\$130	\$170
(3) Hinman Dental Society Member	\$0	\$0
(4) Hinman Spouse	\$0	\$0
(A4) Military Dentist	\$170	\$170
(B) Retired Dentist**	\$0	\$0
(B1) Retired Dentist needing CE***	\$50	\$50
(C) Resident	\$0	\$0
(D) Dental Student	\$0	\$0
(E) Dentist Spouse	\$0	\$0
(F) Assistant	\$65	\$75
(G) Hygienist	\$65	\$75
(H) Office Staff	\$65	\$75
(I) Lab Technician	\$65	\$75
(J) Student Assistant	\$0	\$0
(K) Student Hygienist	\$0	\$0
(L) Student Lab Tech	\$0	\$0
(M) Auxiliary Spouse	\$0	\$0
(N) Youth (ages 12–20)	\$0	\$0
(R) Non-Dental Healthcare Professional****	\$100	\$100
(T) Children (ages 0–11)	\$0	\$0
(W) Non-ADA Dentist	\$170	\$225

***Dentists who are in their first year of practice may attend the meeting for a fee of \$85 (\$115 after 2/23). Dentists in their second year of practice pay \$130 (\$170 after 2/23). A copy of an ADA membership card or other credentials with the year of dental school graduation must be submitted with the registration form for a reduced fee.**

****Dentists requesting the retired dentist category with a complimentary (\$0) registration fee should visit hinman.org/Registration/Pre-Registration-Information to download the appropriate form, complete and return as instructed. No CE credit is earned in this category.**

*****Retired dentists who need to earn CE hours should register in the retired dentist with CE category and pay the \$50 registration fee. Individuals requesting the retired dentist with CE category should visit hinman.org/Registration/Pre-Registration-Information to download the appropriate form, complete and return as instructed.**

******Individuals registering in this category should visit hinman.org/Registration/Pre-Registration-Information to download the appropriate form, complete and return as instructed.**

PRE-REGISTRATION

- Pre-register to avoid waiting in line and to guarantee a seat in General Attendance courses.
- There are two ways to register:
 - 1) Register online at hinman.org.
 - 2) Mail a registration form to:
The Thomas P. Hinman Dental Meeting
6840 Meadowridge Court
Alpharetta, Georgia 30005
- Registrations cannot be accepted by fax or phone.

Only one registration form is necessary for each office, including dentists, auxiliaries and family members. The registration form can be copied to accommodate additional registrants. Hinman accepts Visa, MasterCard, American Express or a check for either pre-registration or onsite registration.

Attendees whose pre-registration forms are postmarked or received online by **Thursday, February 23, 2017** will receive their registration badges in the mail. Registrants should bring all of these materials to the meeting. Those individuals who register after February 23 must pick up their materials onsite.

- General Attendance: Confirmation of these courses will be printed on your badge. A limited number of seats will be available at the door of the lecture room until approximately 10 minutes after the class begins.
- Registered Attendance: Confirmation of these courses will be printed on your badge for those who pre-registered. Seats can be purchased from Ticket Sales in Registration.

ONSITE REGISTRATION HOURS

(Location: GWCC Main Entrance)

Wednesday, March 22	1 – 5 p.m.
Thursday, March 23	7:30 a.m. – 5 p.m.
Friday, March 24	7:30 a.m. – 5 p.m.
Saturday, March 25	7:30 a.m. – 2 p.m.

The onsite program and exhibits guide will be available at:

- Georgia World Congress Center (GWCC)
 - 1) Main entrance
 - 2) Building A, Level 4 entrance
 - 3) Building B, Level 4
- Omni Hotel at CNN Center
 - 1) North Tower, M2 Level
 - 2) North Tower, M4 Level

CHILDREN

Children (under the age of 12) and Youth (ages 12 – 20):

- Must register to attend the meeting
- Can visit the exhibit hall
- Are not permitted in lectures

Strollers are not allowed in the exhibit hall.

Visit attend.atlanta.net/hinman to get a list of children's activities available in Atlanta. We encourage you to bring your family and see all our city has to offer!

Disability-Related Accommodations

In compliance with the Americans with Disabilities Act, The Thomas P. Hinman Dental Meeting will make all reasonable efforts to accommodate persons with disabilities at the Meeting. Please submit your request no later than February 23, 2017, to Jackie Sarvis at jsarvis@hinman.org or 404-231-1663.

CANCELLATION POLICY

Cancellation requests must be postmarked by Wednesday, March 22, 2017. No refunds will be made for cancellations requested after registration opens on the first day of the meeting, which is Thursday, March 23, 2017.

In order for the refund request to be considered, the information must be in writing and include the attendee's name and address, and the original registration badge. All requests must be postmarked by Wednesday, March 22, 2017 and mailed to:

The Thomas P. Hinman Dental Meeting
6840 Meadowridge Court
Alpharetta, Georgia 30005

TICKET RETURN

For attendees unable to attend registered courses or special events, tickets (listed on your badge) may be resold to Ticket Sales located in Registration. You may resell your ticket prior to the event and only if the course or special event is sold out.

GUEST REGISTRATION (ONSITE ONLY)

All guests must pay a \$75 registration fee, complete a guest registration form and may register onsite only. Guests do not have to be accompanied by a registered attendee. Registering enables guests to visit the exhibit hall and to buy tickets for courses or special events. Guests do not receive continuing education credits.

The Thomas P. Hinman Dental Meeting has carefully selected all lecturers, exhibits and exhibitors to present at the 2017 Hinman Dental Meeting. The contents of any particular program, lecture, exhibit or handout are the responsibility of the respective lecturer or exhibitor presenting such material. The Hinman Dental Society does not endorse or approve any materials so presented.

ACCREDITATION & CONTINUING EDUCATION CREDIT

The Hinman Dental Meeting utilizes a computerized accreditation process. Attendees who register for courses will receive a badge listing the course and speaker for each class. Hinman provides one hour of credit for each hour of lecture, unless otherwise indicated under the course description.

Computerized continuing education certificates can be printed at one of two locations during the meeting:

- 1) Exhibit Hall, Cyber Café: Thursday 11 a.m. – 5 p.m., Friday 9 a.m. – 6 p.m., Saturday 9 a.m. – 3 p.m.
- 2) Registration Hall: Saturday 1 p.m. – 5:30 p.m. only

Download the Hinman app to record your CE.



ACADEMY OF GENERAL DENTISTRY

Approval does not imply acceptance by a state or provincial board of dentistry or AGD endorsement.

In order to meet the AGD deadline for CE submission, AGD members should process their CE no later than **April 28, 2017**.

HANDOUTS & REGISTRATION CONFIRMATIONS

Registration confirmations will be sent in advance. Included with the information will be a user name and password for accessing specific handout materials and final course room locations. Please review this handout information in advance of the meeting and print, if needed. Handouts will be available **March 13 through May 12**. Plan ahead, download the handouts and get the most out of the courses!



ACCOMMODATIONS & TRAVEL INFORMATION

The designated hotel service for the 2017 Thomas P. Hinman Dental Meeting is **EventSphere**. No other housing

organization has been authorized to represent Hinman for the 2017 Meeting. Specially discounted room rates have been secured in numerous hotels. Representatives from **EventSphere** are ready to assist you with special requests relating to hotel rooms, multiple room blocks, suites, meeting space and food and beverage requirements.

Patronage of the Hinman hotel program is appreciated. Booking reservations through the Hinman hotel service benefits all Hinman participants and provides the lowest hotel rates possible.

Select one of the following methods to make your hotel room reservations:

- 1) Call EventSphere at (800) 243-1581.
- 2) Book room requests online at hinman.org. Confirmations of hotel room selections are given instantaneously.
- 3) Email hinman@eventsphere.com.

To avoid duplications in the booking process, please select only one of the above-recommended methods.

HOTEL RATES

HOTELS	SINGLE/DOUBLE	VALUE +
AC Hotel Atlanta Downtown <i>(formerly Holiday Inn Downtown)</i>	\$170	WiFi, Shuttle, Footprint
Aloft Atlanta Downtown	\$174	WiFi, Shuttle
Courtyard Atlanta Downtown	\$189	WiFi, Shuttle
Crowne Plaza Atlanta Midtown	\$169	WiFi, Shuttle
Doubletree by Hilton Atlanta Downtown	\$189	WiFi, Shuttle, Footprint
Embassy Suites Atlanta at Centennial Park	\$239	WiFi, Shuttle, Footprint
Glenn Hotel	\$248	WiFi, Shuttle, Footprint
Hampton Inn & Suites Atlanta Downtown	\$179/\$199	WiFi, Shuttle, Footprint
Hilton Atlanta	\$149	WiFi, Shuttle
Hilton Garden Inn Atlanta Downtown	\$210	WiFi, Shuttle, Footprint
Holiday Inn Express & Suites Atlanta Downtown	\$159	WiFi, Shuttle, Footprint
Home2 Suites Downtown	\$169	WiFi, Shuttle, Footprint
Hotel Indigo	\$209	WiFi, Shuttle
Hyatt Regency Atlanta <i>(\$189 Early Bird)</i>	\$199	WiFi, Shuttle
Marriott Marquis	\$203	WiFi, Shuttle
Omni Hotel at CNN Center	\$215	WiFi, Shuttle, Footprint
Sheraton Atlanta Hotel <i>(\$168 Early Bird)</i>	\$183	WiFi, Shuttle
The Ritz-Carlton Atlanta	\$228	WiFi, Shuttle
The Ritz-Carlton Buckhead	\$224	WiFi, Shuttle
W Atlanta Downtown	\$238	WiFi, Shuttle
Westin Peachtree Plaza <i>(\$171 Early Bird)</i>	\$191	WiFi, Shuttle, Footprint

Complimentary internet access is offered at all hotels and only to Hinman attendees and exhibitors who book in the Hinman block. **A limited number of rooms will be available at the early-bird rate.**

Hinman shuttle provided

Within walking distance of the GWCC and Omni Hotel

Eventsphere can also assist with making car rental reservations. Discounted car rental rates are available for Hinman attendees. When speaking to an Eventsphere agent or when booking online, please reference the **Enterprise, Alamo and National Discount #XZL0302** to receive lower rates.

For airline reservations, Delta Air Lines is pleased to offer special discounted fares for Hinman attendees. To take advantage of the special rates, call Delta Meeting Network® Reservations at (800) 328-1111, Monday – Friday, 7:30 a.m. – 7:30 p.m. (Central Standard Time) and refer to **File Meeting Code NMPAD**. You may also use this code when booking online.

READY TO HEAD TO THE AIRPORT? NEED A PLACE TO STORE YOUR BAGS?

Save time on your last day and enjoy the meeting to its fullest. Store your luggage at the GWCC, Building A, Level 300, across from A314. You will be charged \$3.00 for each item you store.

TRANSPORTATION & PARKING

Hinman Shuttle

A complimentary shuttle bus system is available for Hinman attendees between select downtown hotels and the GWCC. See the list of participating hotels to the left. The shuttle schedule will be available online prior to the meeting, will be posted in each participating hotel lobby and available to view on the Hinman App.

MARTA (Rapid Rail System)



Visit www.itsmarta.com for details on schedules and route information for MARTA, the Metropolitan Atlanta Rapid Transit Authority. Ride MARTA directly into the Omni/Georgia Dome/GWCC Station on the East/West line from numerous locations in the city, including the airport. Daily parking is available at most MARTA stations. See map on next page for MARTA stops to plan your trip.

GWCC Parking Information

Red Deck, Blue Lot and Yellow Lot

\$15 in advance (use link below to purchase)

\$20 at the gate

These parking lots, located around the GWCC, are indicated on the map below. Order your parking in advance online and ensure you have the space you need. Please visit gwcc.com/directions to reserve a parking space.





Hotels	
1. Aloft Downtown	13. Hyatt House Downtown
2. Courtyard Downtown	14. Hyatt Regency Downtown
3. Crowne Plaza Midtown	15. Marriott Marquis
4. Doubletree by Hilton Downtown	16. Omni at CNN Center
5. Embassy Suites at Centennial Park	17. Sheraton Atlanta
6. Glenn Hotel	18. AC Hotel Atlanta Downtown (formerly Holiday Inn Downtown)
7. Hampton Inn & Suites Downtown	19. The Ritz-Carlton Atlanta
8. Hilton Atlanta	20. The Ritz-Carlton Buckhead
9. Hilton Garden Inn Downtown	21. W Downtown
10. Holiday Inn Express and Suites Downtown	22. Westin Peachtree Plaza
11. Home2 Suites Downtown	Atlanta Streetcar
12. Hotel Indigo	Rideshare pickup/dropoff

Note: If you are planning to attend one or more Alumni Receptions or Affiliate Groups, please indicate the event on the enclosed registration form or as part of the online registration process. This information will be forwarded to the appropriate contact to assist in planning for the event. Final times and locations will be posted at hinman.org/Education-Events/Concurrent-Meetings and printed in the onsite program and exhibits guide.

ALUMNI RECEPTIONS

Case Western Reserve University – School of Dental Medicine

Event Fr450 – 125th Anniversary Reception
 Friday, March 24, 5 – 7:30 p.m. | Omni Hotel
 Sara Fields | dentalalumni@case.edu | 216-368-3924

Emory Dental Alumni Association

Event Fr451 – Reception and Awards Presentation
 Friday, March 24, 5:30 – 8:30 p.m. | Omni Hotel
 Ruthy Cunningham | rrcunni@emory.edu | 404-727-5913
 Please contact dentalalumni@emory.edu to register. There is a \$45 fee to attend this event.

Dental College of Georgia

Event Fr452 – Alumni Reception
 Friday, March 24, 5 – 7 p.m. | Taco Mac, 100 Techwood Drive
 Susan Everitt | slandretheverit@augusta.edu | 706-729-2390

Louisiana State University Health Sciences Center – School of Dentistry

Event Fr453 – Alumni Reception
 Friday, March 24, 5 – 7 p.m. | Omni Hotel
 JoAnne Courville | jcourv@lsuhsc.edu | 504-941-8120

The Ohio State University – College of Dentistry

Event Fr454 – Alumni Reception
 Friday, March 24, 5 - 7 p.m. | Omni Hotel
 Michelle Thomas | thomas.1463@osu.edu | 614-292-1891

Tufts University – School of Dental Medicine

Event Fr455 – Alumni Reception
 Friday, March 24, 5:30 - 7:30 p.m. | Omni Hotel
 Tufts Alumni Relations Office | dental-alumni@tufts.edu | 617-636-6773

University of Alabama Birmingham – School of Dentistry

Event Fr456 – Dean’s Reception
 Friday, March 24, 5:30 – 7 p.m. | Omni Hotel
 Abby Vinson | abbyv@uab.edu | 205-934-3575

University of Florida – College of Dentistry

Event Fr457 – Alumni Reception
 Friday, March 24, 5 – 7 p.m. | Omni Hotel
 Thomas LaFleur | tlaflaur@dental.ufl.edu | 352-273-5779

University of Kentucky – College of Dentistry

Event Fr458 – Alumni Reception
 Friday, March 24, 5:30 – 7 p.m. | Omni Hotel
 Sue McConnell | smmcco2@email.uky.edu | 859-323-6676

University of Louisville – School of Dentistry

Event Fr459 – Alumni Reception
 Friday, March 24, 5:30 – 7 p.m. | Omni Hotel
 Nakia Strickland | nakia.strickland@louisville.edu | 502-852-3132

University of Maryland – School of Dental Medicine

Event Fr460 – Alumni Reception
 Friday, March 24, 5:30 – 7 p.m. | Omni Hotel
 Alison Schiller | aschiller@umaryland.edu | 410-706-3663

University of North Carolina – School of Dentistry

Event Fr461 – Alumni Reception
 Friday, March 24, 6 – 7:30 p.m. | Omni Hotel
 Hunter Barrett | hunter_barrett@unc.edu | 919-537-3895

University of Tennessee Health Science Center – College of Dentistry

Event Fr462 – Alumni Reception
 Friday, March 24, 5:30 – 7 p.m. | Omni Hotel
 Chandra Tuggle | ctuggle@uthsc.org | 901-448-5516

Virginia Commonwealth University – School of Dentistry

Event Fr463 – Alumni Reception
 Friday, March 24, 5 – 6:30 p.m. | Omni Hotel
 Cristina Cruz | cmcruz@vcu.edu | 804-828-2931

AFFILIATE GROUPS

American College of Dentists / International College of Dentists / Pierre Fauchard Academy

Event Sa470 – *By Invitation Only*
 Joint breakfast hosted by the International College of Dentists
 Saturday, March 25, 7 – 8:30 a.m. | Omni Hotel
 Dr. Jimmy Cassidy | jimmy@drjamescassidy.com | 478-787-5130

Georgia Academy of Dental Practice

Event Sa471 – Executive Board and Officers
 Saturday, March 25, 8:30 – 10:30 a.m. | Omni Hotel
 Dr. Tom Broderick | thomas.broderick@comcast.net | 912-355-7022

Georgia Dental Society & North Georgia Dental Society

Event Fr472 – Members Reception
 Friday, March 24, 5 – 7 p.m. | STATS, 300 Marietta St. NW, Atlanta, GA 30313
 Georgia Dental Society | Dr. Mordena Sullen | 404-752-7777
 North Georgia Dental Society | Dr. Tasha Knight | DrKnight71@gmail.com | 404-561-0425

Georgia Society of Periodontists

Event Fr473 – Luncheon Meeting
 Friday, March 24, 12 – 1:30 p.m. | Ruth’s Chris Steak House
 Dr. Lyndsay Langston | lnl@perioatlanta.com | 404-352-3123

The 2017 Thomas P. Hinman Dental Meeting

REGISTRATION FORM FOR ALL REGISTRANTS

Be sure to fill out the front and back of this form. Please use a ballpoint pen.

1 PRIMARY REGISTRANT

Name _____

Practice Name _____

Mailing Address _____

City _____ State _____ Zip Code _____

Business Phone () _____

E-mail _____

Check here if you will give exhibitors access to your e-mail address

Card Holder's Billing Address Same as Above

Other _____

City _____ State _____ Zip Code _____

Students-please indicate School & Program _____

Expected Graduation Date _____

PRACTICE SPECIALTY *(for dentists only)*

- | | | |
|-------------------------|------------------------|-------------------|
| 1. General Practitioner | 5. Oral Surgery | 9. Prosthodontics |
| 2. Endodontics | 6. Orthodontics | 10. Public Health |
| 3. Oral Medicine | 7. Pediatric Dentistry | 11. Radiography |
| 4. Oral Pathology | 8. Periodontics | |

REGISTRATION CATEGORIES & FEES

Category	On or Before 2/23	After 2/23
(A) Dentist	\$170	\$225
(1) Dentist in 1st year of practice	\$85	\$115
(2) Dentist in 2nd year of practice	\$130	\$170
(3) Hinman Dental Society Member	\$0	\$0
(4) Hinman Spouse	\$0	\$0
(A4) Military Dentist	\$170	\$170
(B) Retired Dentist	\$0	\$0
(B1) Retired Dentist needing CE	\$50	\$50
(C) Resident	\$0	\$0
(D) Dental Student	\$0	\$0
(E) Dentist Spouse	\$0	\$0
(F) Assistant	\$65	\$75
(G) Hygienist	\$65	\$75
(H) Office Staff	\$65	\$75
(I) Lab Technician	\$65	\$75
(J) Student Assistant	\$0	\$0
(K) Student Hygienist	\$0	\$0
(L) Student Lab Tech	\$0	\$0
(M) Auxiliary Spouse	\$0	\$0
(N) Youth (ages 12–20)	\$0	\$0
(R) Non-Dental Healthcare Professional	\$100	\$100
(T) Children (ages 0–11)	\$0	\$0
(W) Non-ADA Dentist	\$170	\$225

Please see page 82 for all registration category restrictions and requirements.

2 METHOD OF PAYMENT

Check Enclosed: Checks must be made payable to the Thomas P. Hinman Dental Meeting. Visa MasterCard American Express

Credit Card # _____ Exp. Date _____ TOTAL FEES _____

Signature _____ Printed Name _____

Signature indicates approval for charges to your account.

Print name as it appears on card.

Mail registration forms to **The Thomas P. Hinman Dental Meeting, 6840 Meadowridge Court, Alpharetta, GA 30005.**

Faxed forms will not be accepted. Guests can register onsite only. The guest registration fee is \$75. No CE is earned in the guest category.

REGISTRATION FORM, CONTINUED

3 NAME FOR BADGE

4 REGISTRATION

5 COURSES & SPECIAL EVENTS

6 TOTAL FEES

A.

Last Name	Category	Fee \$	Course #	Fee \$	Course #	Fee \$
First Name			Course #	Fee \$	Course #	Fee \$
Practice Specialty (<i>dentists only</i>) _____			Course #	Fee \$	Course #	Fee \$
	<small># Code (1-11)</small>					
ADA # _____	AGD# _____					Sub Total Fee \$

Please indicate your gender to help us evaluate our marketing initiatives.
 Male Female

First-Time Attendee Yes No | Last Hinman Attended _____

Are you planning to attend the keynote session (Event Th401) Yes No

B.

Last Name	Category	Fee \$	Course #	Fee \$	Course #	Fee \$
First Name			Course #	Fee \$	Course #	Fee \$
Practice Specialty (<i>dentists only</i>) _____			Course #	Fee \$	Course #	Fee \$
	<small># Code (1-11)</small>					
ADA # _____	AGD# _____					Sub Total Fee \$

Please indicate your gender to help us evaluate our marketing initiatives.
 Male Female

First-Time Attendee Yes No | Last Hinman Attended _____

Are you planning to attend the keynote session (Event Th401) Yes No

C.

Last Name	Category	Fee \$	Course #	Fee \$	Course #	Fee \$
First Name			Course #	Fee \$	Course #	Fee \$
Practice Specialty (<i>dentists only</i>) _____			Course #	Fee \$	Course #	Fee \$
	<small># Code (1-11)</small>					
ADA # _____	AGD# _____					Sub Total Fee \$

Please indicate your gender to help us evaluate our marketing initiatives.
 Male Female

First-Time Attendee Yes No | Last Hinman Attended _____

Are you planning to attend the keynote session (Event Th401) Yes No

7 Total Fees (Including all registration courses and special event fees) \$ _____

Add \$ _____

New Total \$ _____

How can I register?

Visit hinman.org to register online or mail your registration form to:
The Thomas P. Hinman Dental Meeting
6840 Meadowridge Court
Alpharetta, Georgia 30005

How do I make a change on my registration form after mailing it in?

Call QMS, the Hinman registration service, at 866-248-2883.

What if I have not received my registration packet, my badge was not included or my name was misspelled?

Call QMS, the Hinman registration service, at 866-248-2883.

What is the cancellation policy?

Cancellations must be postmarked by Wednesday, March 22, 2017, and must be submitted in writing. In order for your refund request to be considered, you must include the attendee’s name and address in writing, the original registration badge and any course tickets. No refunds will be issued for cancellations requested after registration opens on the first day of the meeting, Thursday, March 23, 2017. Please see page 83 for more information.

Does Hinman provide a Mothers’ Room?

Yes, please visit room A306 of the Georgia World Congress Center to access a private room for nursing mothers.

What are the Exhibit Hall hours?

Thursday, March 23 9:30 a.m. – 5 p.m.
Friday, March 24 9:30 a.m. – 6 p.m.
Saturday, March 25 9:30 a.m. – 3 p.m.

Will I have access to WiFi during the meeting?

Free WiFi will be provided in the Georgia World Congress Center courtesy of  **eventsphere**
THE EXPERIENCE MATTERS


Where is the Hinman Dental Meeting held?

Georgia World Congress Center
285 Andrew Young International Blvd., N.W.
Atlanta, Georgia 30313-1591

Which are the closest hotels?

See the map on page 85 to find the location of various hotels.

Where can I find Hinman shuttle information?

To find out which hotels are located on the shuttle route, see page 84 of this book and look for the  symbol. Specific shuttle schedules will be posted in each participating hotel lobby. The routes will be available on the Hinman app and online at hinman.org/Travel-Housing/Shuttle-Information.

How do I make hotel, airline and rental car reservations?

Visit hinman.org for rates and travel discounts. See pages 83–84 for travel information.

Which MARTA stop do I use to get to the GWCC?

Dome/GWCC on the East/West line. Call MARTA at 404-848-5000 or visit itsmarta.com for detailed schedules. See page 85 for details.

How can I obtain CE certificates?

See page 83 for details.

What are the future dates of the Hinman Meeting?

March 22 – 24, 2018
March 21 – 23, 2019
March 19 – 21, 2020


What are the different course types?

Course/Lecture	Course Code	Fees	Description
Participation Course	100	Fees vary	Seats for these hands-on courses should be purchased in advance as space is limited.
Interactive Course	200	Fees vary	Seats for these discussion-based courses should be purchased in advance as space is limited.
Registered Attendance Lecture	200	Fees vary	Seats for these lectures should be purchased in advance or onsite if space is available.
General Attendance Lecture	300	No Fee	Seats for these lectures must be selected in the pre-registration process (before February 23) for confirmed seating.

2017 PRE-REGISTRATION INFORMATION



The Thomas P. Hinman Dental Meeting
33 Lenox Pointe NE
Atlanta, Georgia 30324-3172



SPONSORED BY THE HINMAN DENTAL SOCIETY OF ATLANTA

